



Eastern Metal
SIGNS AND SAFETY

TRAFFIC CONTROL PRODUCTS

MANUFACTURED IN THE USA SINCE 1947



607-734-2295
EASTERNMETALSIGNSANDSAFETY.COM

Traffic Control Products

Sizes:

Standard Sizes - as shown in the federal or state MUTCD

Custom Sizes - special order

Legends:

Standard Legends - from MUTCD

Custom Legends - special order

Colors:

Standard Colors - as shown in the federal or state MUTCD.

Custom Colors - special order

Finishes:

BE Baked Enamel (non-reflective)

EG Engineer Grade (reflective)

HI High Intensity Prismatic (reflective)

DG Diamond Grade (reflective)

Aluminum Thickness:

.063" 1/16" (approx.)

.080" 5/64" (approx.)

.090" 3/32" (approx.)

.125" 1/8"

Custom Thickness - special order

Custom Alloy - special order

Mounting Holes:

Industry Standard - 3/8" mounting holes (1" on center) - all panels.

Custom Holes - special order

No Holes - special order

Corner Radii:

Industry Standard corner radii on all panels (determined by panel size)

Custom Corner Radius - special order

Square Corners - special order

Custom Requests and Special Orders:

All requirements subject to additional charges. No cancellations or returns.

Shown are only a few of our many signs. If you do not see the sign you want or need a custom legend, please call us for pricing and availability.

† MUTCD - Manual of Uniform Traffic Control Devices for Streets and Highways
To confirm your specification requirements consult State or Local Government Representative



Regulatory Signs



Regulatory Signs serve to educate road users about specific traffic laws or regulations while indicating the relevance of these legal mandates. Our signs, designed in adherence to MUTCD standards, are crafted from top-tier aluminum and feature the most resilient paints, printing inks, and reflective coatings on the market. These Regulatory Signs come in both standard and non-standard (custom) versions, accommodating a range of informational needs.

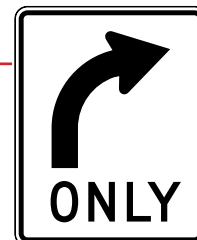
R1-2
Triangle
24, 30,
36, or 48



R4-1
18 x 24
24 x 30
36 x 48
48 x 60



R3-5L
R3-5R
30x36



R1-1
Octagon
24, 30,
36, 48



R5-1
24 x 24
30 x 30
36 x 36
48 x 48



R3-2
24 x 24
30 x 30
36 x 36
48 x 48



Parking Signs

Parking signs are offered with both standard and customizable messages. Additionally, signs from the parking series are available in either reflective or non-reflective finishes.

P1-16 (NY)
30 x 36
48 x 60



R7-1
12 x 18



R7-8
12 x 18



School Zone Safety Signs



SCHOOL ZONE SAFETY SIGNS HELP KEEP OUR KIDS SAFE. THE FLUORESCENT YELLOW-GREEN COLOR IS SPECIFICALLY DESIGNATED FOR ALL SCHOOL SAFETY SIGNAGE.

HS3-1
30/36
Diamond

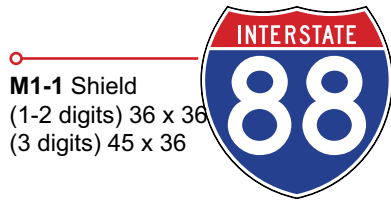


S1-1
30/36/48
Pentagon



Guide Signs

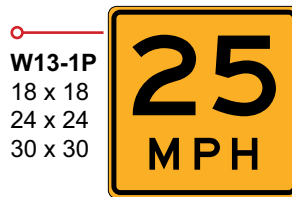

Guide Signs play a crucial role in guiding road users along streets and highways, offering information in the most straightforward and concise manner achievable.



Warning Signs



Warning Signs are designed to draw attention to unforeseen conditions either on or next to highways, streets, or publicly accessible private roads. They aim to highlight situations that might not be immediately evident to drivers, alerting them to conditions that could necessitate lowering their speed or taking safety-conscious actions to ensure smooth and secure traffic flow.



Construction Signs

Construction Signs are designed for use in Temporary Traffic Control zones. They provide the same function as Yellow Warning Signs, but in a temporary application. Properly set up work zones give drivers plenty of advance notice to react to the changed traffic situations.



Street Name Signs



Blade Sizes:

Extruded - height: 12" (conventional), 8" (min), or 18" (max) x .090" thick

Flat - height: 12" (conventional), 8" (min), or 18" (max) x .080" thick

Blade Length (Extruded or Flat):

Variable: based on upper and lowercase copy length

Background Finishes:

BE: Baked Enamel (non-reflective)

EG: Engineer Grade (reflective)

HI: Hi-Intensity Prismatic (reflective)

Background Colors:

Specify at time of order.

Reflective Lettering: EG or HI

White on dark background

Black on light background

Copy (text):

Copy must be upper and lower case and be type written, approved and final with order placement.

Custom Street Name Signs:

Special artwork, logos, type-fonts, color, and sizes available.

Street Name Hardware Part No:

X : indicates for Extruded blades

F : indicates for Flat blades

U : fits all U-Channel Posts

R : fits 2-3/8" Round Posts

SQ : fits 2" Square Posts



Eastern Metal
SIGNS AND SAFETY

Your Product Source for...

Construction Work Zone

Traffic Control

Incident Management

Utility & Telephone

Natural Gas Field Safety

OSHA & Hazard Signs

Architectural Signage



Eastern Metal
SIGNS & SAFETY



MAIN OFFICE- CUSTOMER SERVICE
607-734-2295



INQUIRIES
CUSTOMERSERVICE@USA-SIGN.COM



HOURS 8AM-4:30PM -
MONDAY-FRIDAY EST.



FAX
607-734-8783



CORPORATE OFFICE
1430 SULLIVAN STREET ELMIRA, NY 14901



WWW.SIGNSSAFETY.COM