


TRAFFIC & SAFETY CATALOG



CORPORATE OFFICE
**1430 SULLIVAN
STREET ELMIRA, NY
14901**



**SIGNS AND
SAFETY**
EQUIPMENT, INC.
607-562-8463



MAIN OFFICE- CUSTOMER SERVICE
607-562-8463



INQUIRIES
SIGNSAFE@SIGNSAFETY.COM



WWW.SIGNSSAFETY.COM

PORTABLE COMPACT SIGN STANDS



APEX

MASH TESTED WZ-435A

NON-WIND DEFLECTABLE APEX STANDS ARE ECONOMICAL AND FULFILL THE MOST BASIC COMPACT STAND NEEDS.

- Rugged and reliable deploys quickly, folds small and is economical.
- Telescoping legs adjust for maximum stability on uneven terrain and road shoulders.
- Mechanical pin leg release.
- Roll-Up signs attach to the APEX sign stand with a universal spin-handle.

MODEL	MATERIAL	WT.	OPEN SIZE	STORAGE SIZE	COMPARE
APEX	GALV STEEL	20 LBS.	41 X 68 X 79	9 X 9 X 24	C-101



APEX FLEX

MASH TESTED

WIND DEFLECTABLE APEX FLEX WITH ADJUSTABLE FIBERGLASS LEAF-SPRING IS STABLE IN HIGH WIND GUST

- Fiberglass leaf-spring provides optimal wind-deflection and lateral stability in high wind gust.
- Telescoping legs adjust for maximum stability on uneven terrain and road shoulders.
- Mechanical pin leg release.
- Roll-Up signs attach to the APEX FLEX sign stand with a universal spin-handle.

MODEL	MATERIAL	WT.	OPEN SIZE	STORAGE SIZE	COMPARE
APEX-FLEX	GALV STEEL	20 LBS.	41 X 68 X 89	9 X 9 X 24	C-202



APEX RECOIL

MASH TESTED WZ-436A

WIND DEFLECTABLE APEX RECOIL WITH SINGLE COIL-FLEX SPRING, IS RUGGED, RELIABLE AND DEPLOYS QUICKLY.

- The coil-flex single spring provides wind-deflection and stability in all conditions including high wind gusts.
- Telescoping legs adjust for maximum stability on uneven terrain and road shoulders.
- Mechanical pin leg release.
- Roll-Up signs attach to the APEX RECOIL sign stand with a universal spin-handle.

MODEL	MATERIAL	WT.	OPEN SIZE	STORAGE SIZE	COMPARE
APEX-RECOIL	ALUMINUM	22 LBS.	53 X 89 X 80	8 X 9 X 24	C-801



APEX TRI-POD

MASH TESTED

NON-WIND DEFLECTABLE APEX TRI-POD STANDS ARE ECONOMICAL AND FULFILL THE MOST BASIC SIGN STAND NEEDS AND DISPLAY A VARIETY OF SIGN SUBSTRATES

- The Apex Tri-Pod stand is a simple durable design, economically priced providing outstanding value.
- The Apex Tri-Pod is constructed of heavy duty steel.
- Adjustable mast can display both rigid and roll-up signs a minimum of 14" above grade.

MODEL	MATERIAL	LEGS	HEIGHT ABOVE ROAD W/48" SIGN	SIGN HOLDERS	WEIGHT	OPEN SIZE W x L x H	STORAGE SIZE W x L x H	COMPARE TO
APEX-TRI-POD	GALV. STEEL	FIXED	14"	RIGID HOLDERS	17.8 LBS.	49 x 30 x 76	4 x 5 x 55.5	E-352
APEX-TRI-POD-RG/RU				ROLL-UP & RIGID	18 LBS.			E-353

TRIPOD ECONOMY STAND E-55

- The E-55 tripod is made of tubular steel, has a simple, durable design, is very economical and holds both rigid and roll-up signs.

MODEL NO.

E-55





STANDARD ROLL-UP SIGN LEGENDS

COMMONLY REQUESTED STANDARD LEGENDS LISTED

MANY OTHER LEGENDS AVAILABLE | CUSTOM LEGENDS ALSO AVAILABLE

48"

Accident Ahead
Be Prepared To Stop
Blasting Turn Off 2-way Radio
Blasting Zone Ahead
Bridge Work Ahead
Construction Ahead
Detour Ahead
Dual Lane Transition (symbol)
End Construction
End Mowing
End Road Work
End Survey Work
End Utility Work
Flagger Ahead
Flagger (symbol)
Flagman Ahead
Keep Right
Lane Closed
Lane Closed Ahead
Lane Ends Merge Left
Left Lane Closed
Left Lane Closed Ahead
Left Lane Reduction (symbol)
Men Working
Men Working (symbol)
Mowing Ahead
Mowing Next 5 Miles
No Shoulder
One Lane Closed
One Lane Closed Ahead
One Lane Road Ahead
Prepare To Stop
Reduce Speed
Right Lane Closed
Right Lane Closed Ahead
Right Lane Reduction (symbol)
Road Closed
Road Construction Ahead
Road Work 1/2 Mile
Road Work Ahead
Shoulder Work
Shoulder Work Ahead
Signal Work Ahead
Single Lane Ahead
Slow

Survey Crew
Survey Crew Ahead
Utility Construction
Utility Construction Ahead
Utility Work Ahead
Work Area Ahead
Worker (symbol)
Workers Ahead

36"

Be Prepared To Stop
Blasting Turn Off 2-way Radio
Blasting Zone Ahead
Construction Zone Ahead
Detour
Detour Ahead
Electric Utility Workers Ahead
End Blasting Zone
End Utility Work
Flagger Ahead
Flagger (symbol)
Flagmen Ahead
Fresh Oil
Left Lane Closed
Left Lane Closed Ahead
Litter Crew Ahead
Men Working
Men Working (symbol)
Men Working Ahead
Mowing Ahead
Mowing Next 5 Miles
One Lane Closed Ahead
One Lane Road Ahead
Reduce Speed
Right Lane Closed
Right Lane Closed Ahead
Road Closed
Road Closed Ahead
Road Construction Ahead
Road Work Ahead
Single Lane Ahead
Sobriety Checkpoint Ahead
Survey Crew
Survey Crew Ahead
Surveyors On Pavement

Telephone Workers Ahead
Trucks Entering Highway
Utility Construction Ahead
Utility Work 2000 Ft
Utility Work 500 Ft
Utility Work Ahead
Work Area Ahead
Worker (symbol)
Workers Ahead

48" X 24"

End Construction
End Road Work
End Survey Work
End Utility Work
Single Arrow (symbol)

Overlay

(for 48" And 36")

1 Mile
1/2 Mile
1000 Ft
1500 Ft
250 Ft
500 Ft
Arrow (symbol)
Center
Dual Lane Transition (symbol)
Left
Right
Road
Shoulder

ADD TO ROLL-UP SIGN PART #
OL1 FOR 1 OVERLAY PROVISION
OL2 FOR 2 OVERLAY PROVISIONS

ROLL-UP MATERIALS



DIAMOND GRADE

DIAMOND GRADE ROLL-UP SIGNS

36" SIGN ONLY
36" SIGN WITH 1 OVERLAY
36" SIGN WITH 2 OVERLAYS
48" SIGN ONLY
48" SIGN WITH 1 OVERLAY
48" SIGN WITH 2 OVERLAYS

BASIC PART

C-36-DGO- (ADD: LEGEND CODE I.E. RCA FOR ROAD CLOSED AHEAD)
C-36-DGO-10L (ADD: LEGEND CODE, 1 OVERLAY)
C-36-DGO-20L (ADD: LEGEND CODE, 2 OVERLAYS)
C-48-DGO- (ADD: LEGEND CODE)
C-48-DGO-10L- (ADD: LEGEND CODE, 1 OVERLAY)
C-48-DGO-20L (ADD: LEGEND CODE, 2 OVERLAYS)

- Diamond Grade optics provide superior brightness and angularity.
- Highly reflective, wide-angle, prismatic material.
- Higher nighttime sign brightness than sheeting that uses glass bead lenses.
- Support smooth traffic response with 24-hour conspicuity and early driver recognition.



MARATHON ROLL-UPS

MARATHON GRADE ROLL-UP SIGNS

36" SIGN ONLY
36" SIGN WITH 1 OVERLAY
36" SIGN WITH 2 OVERLAYS
48" SIGN ONLY
48" SIGN WITH 1 OVERLAY
48" SIGN WITH 2 OVERLAYS

BASIC PART

C-36-MARO- (ADD: LEGEND
C-36-MARO-10L (ADD: LEGEND CODE, 1 OVERLAY)
C-36-MARO-20L (ADD: LEGEND CODE, 2 OVERLAYS)
C-48-MARO- (ADD: LEGEND CODE)
C-48-MARO-10L- (ADD: LEGEND CODE, 1 OVERLAY)
C-48-MARO-20L- (ADD: LEGEND CODE, 2 OVERLAYS)

- Marathon fluorescence roll-ups take performance to a higher level.
- Longer lasting fluorescent color.
- Outstanding visibility, both day and night.
- Higher levels of photometric performance ensure superior reflectivity at night and in low light conditions.



SUPER BRIGHT

SUPER BRIGHT ROLL-UP SIGNS

36" SIGN ONLY
36" SIGN WITH 1 OVERLAY
36" SIGN WITH 2 OVERLAYS
48" SIGN ONLY
48" SIGN WITH 1 OVERLAY
48" SIGN WITH 2 OVERLAYS

BASIC PART

C-36-SBO- (ADD: LEGEND CODE)
C-36-SBO-10L (ADD: LEGEND CODE, 1 OVERLAY)
C-36-SBO-20L (ADD: LEGEND CODE, 2 OVERLAYS)
C-48-SBO- (ADD: LEGEND CODE)
C-48-SBO-10L- (ADD: LEGEND CODE, 1 OVERLAY)
C-48-SBO-20L- (ADD: LEGEND CODE, 2 OVERLAYS)

- Maximum visibility at long distances.
- Super Bright comes in multiple colors.
- Super Bright fluorescent pink color is recommended for Incident Management applications.



NON-REFLECTIVE VINYL

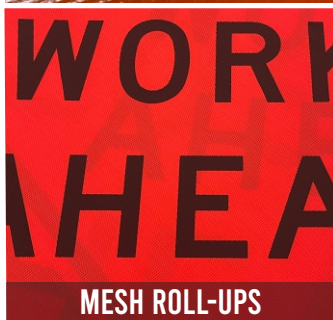
NON-REFLECTIVE VINYL ROLL-UP SIGNS

36" SIGN ONLY
36" SIGN WITH 1 OVERLAY
36" SIGN WITH 2 OVERLAYS
48" SIGN ONLY
48" SIGN WITH 1 OVERLAY
48" SIGN WITH 2 OVERLAYS

BASIC PART

C-36-NRFVO- (ADD: LEGEND CODE)
C-36-NRFVO-10L (ADD: LEGEND CODE, 1 OVERLAY)
C-36-NRFVO-20L (ADD: LEGEND CODE, 2 OVERLAYS)
C-48-NRFVO- (ADD: LEGEND CODE)
C-48-NRFVO-10L- (ADD: LEGEND CODE, 1 OVERLAY)
C-48-NRFVO-20L- (ADD: LEGEND CODE, 2 OVERLAYS)

- Signs are constructed of UV stable vinyl.
- Non-reflective vinyl roll-ups are for daytime use only, they are not intended for use during night operations or low light conditions.
- Because non-reflective vinyl roll-up are for daytime use only, they are not intended for long-term work zone applications.



MESH ROLL-UPS

NON-REFLECTIVE MESH ROLL-UP SIGNS

36" SIGN ONLY
36" SIGN WITH 1 OVERLAY
36" SIGN WITH 2 OVERLAYS
48" SIGN ONLY
48" SIGN WITH 1 OVERLAY
48" SIGN WITH 2 OVERLAYS

BASIC PART

C-36-MO- (ADD: LEGEND CODE)
C-36-MO-10L (ADD: LEGEND CODE, 1 OVERLAY)
C-36-MO-20L (ADD: LEGEND CODE, 2 OVERLAY)
C-48-MO- (ADD: LEGEND CODE)
C-48-MO-10L- (ADD: LEGEND CODE, 1 OVERLAY)
C-48-MO-20L- (ADD: LEGEND CODE, 2 OVERLAY)

- Non-reflective mesh roll-ups are for daytime use only, they are not intended for use during night operations or low light conditions.
- Because Non-reflective mesh roll-ups are for daytime use only, they are not intended for long-term work zone applications.

OVERLAY PROVISIONS

- Available in all roll-up sign materials.
- Sewn hook and loop material allow a change to the legend on the sign face.
- Overlays help reduce full-size sign inventory and give your roll-ups signs more versatility in temporary work zones.



OVERLAY PROVISIONS

TRAFFIC CONES & CONE BARS

TC1 SERIES: SOLID FLUORESCENT ORANGE

MODEL NO.	HEIGHT	BODY STYLE	WEIGHT
TC1-28PSL64	28"	SLIM-LINE / WITH COLLARS	7 LBS.
TC1-28P064	28"	WIDE-BODY / WITH COLLARS	7 LBS.
TC1-28POH64	28"	WIDE-BODY / WITH COLLARS	10 LBS.
TC1-36P064	36"	WIDE-BODY / WITH COLLARS	10 LBS.
TC1-36POH64	26"	WIDE-BODY / WITH COLLARS	12 LBS.

TC2 SERIES: ORANGE WITH BLACK BASE

MODEL NO.	HEIGHT	BODY STYLE	WEIGHT
TC2-28P064	28"	WIDE-BODY / WITH COLLARS	7 lbs.
TC2-28POH64	28"	WIDE-BODY / WITH COLLARS	10 lbs.
TC2-36P064	36"	WIDE-BODY / WITH COLLARS	10 lbs.
TC2-36POH64	36"	WIDE-BODY / WITH COLLARS	12 lbs.

WHEN ORDERING CONES WITHOUT REFLECTIVE COLLARS REMOVE "64" FROM MODEL NUMBER FOR NO COLLARS.



TCB SERIES CONE BARS

Field adjustable cone bars are durable, reusable, easy to use and fit over traffic cones using built-in plastic ring.

MODEL NO.	LENGTH	WEIGHT	CONSTRUCTION
TCB-6-YB	46"-80"	1 LB	8" ENGINEER GRADE YELLOW STRIPE ON BLACK PVC
TCB-10-YB	65"-120"	1.4 LB	8" ENGINEER GRADE YELLOW STRIPE ON BLACK PVC
TCB-6-OW	46"-80"	1 LB	8" ENGINEER GRADE WHITE & ORANGE STRIPES ON WHITE PVC
TCB-10-OW	65"-120"	1.4 LB	8" ENGINEER GRADE WHITE & ORANGE STRIPES ON WHITE PVC



CONE SIGNS

Add a sign easily to any cone for quick instructions for vehicle or foot traffic.

MODEL NO.	DESCRIPTION
TC-SIGN-LV-R	REFLECTIVE, SINGLE NOTCH
TC-SIGN-LV-NR	NON-REFLECTIVE, SINGLE NOTCH
TC-SIGN-NR-A100	NON-REFLECTIVE, DOUBLE NOTCH
TC-SIGN-EG-A100	REFLECTIVE, DOUBLE NOTCH



**FULL PALLETS
AVAILABLE**

**CONTACT CUSTOMER
SERVICE FOR A QUOTE**

FLAGGER HELPER STOP/SLOW PADDLES



FLAGGER-HELPER™ STOP/SLOW PADDLES



STOP / SLOW faces are available in many reflective combinations. ABS and PVC Staffs are lightweight and come in different lengths to help minimize operator fatigue and increase visibility for operator safety.

The Support-Staff minimizes operator fatigue and increases visibility, improving operator safety.



FLAGGER HELPER WORK ZONE PADDLES

WORK ZONE 18" FLAGGER-HELPER

MODEL NO.	HANDLE LENGTH	STAFF LENGTH
FLH-1812	12"	NO STAFF
FLH-1872	12"	72" STAFF
FLH-1884	12"	84" STAFF

WORK ZONE 24" FLAGGER-HELPER

MODEL NO.	HANDLE LENGTH	STAFF LENGTH
FLH-2412	12"	NO STAFF
FLH-2472	12"	72" STAFF
FLH-2484	12"	84" STAFF

Add sheeting codes below when ordering.

-HI (High Intensity Stop/Slow)

-HI/DGF (High Intensity Stop / Diamond Grade Fluorescent Slow)

-DG/DGF (Diamond Grade Stop / Diamond Grade Fluorescent Slow)



FLAGGER HELPER SCHOOL ZONE PADDLES

SCHOOL ZONE 18" FLAGGER-HELPER

MODEL NO.	HANDLE LENGTH	STAFF LENGTH
CG-1812	12"	NO STAFF
CG-1872	12"	72" STAFF
CG-1884	12"	84" STAFF

SCHOOL ZONE 24" FLAGGER-HELPER

MODEL NO.	HANDLE LENGTH	STAFF LENGTH
CG-2412	12"	NO STAFF
CG-2472	12"	72" STAFF
CG-2484	12"	84" STAFF

-HI (High Intensity) -DG (Diamond Grade)

Add sheeting codes below when ordering.

METAL SIGNS WARNING-REGULATORY

**SIGNS AND
SAFETY**
EQUIPMENT, INC.
607-562-8463

GUIDE & PARKING – REGULATORY – SCHOOL ZONE SAFETY – TRAFFIC CONTROL – ROUTE MARKING



Experienced sign manufacturers for over 75 years.
Send your sign requirements to customer service for a quote.



OSHA, HAZARD AND SAFETY SIGNS

Available in a variety of standard sizes and colors. Add a standard or custom legend.



OVERSIZE LOAD SIGNS

MODEL NO.	DESCRIPTION
OSL-6012-EG/AL	60" X 12" YELLOW EG
OSL-7212-EG/AL	72" X 12" YELLOW EG
OSL-8418-EG/AL	84" X 18" YELLOW EG
OSL-6012-HI/AL	60" X 12" YELLOW HI
OSL-7212-HI/AL	72" X 12" YELLOW HI
OSL-8418-HI/AL	84" X 18" YELLOW HI

*FOR CENTER HINGE ADD (CH) TO THE PART # ABOVE.


Aluminum signs with yellow Engineer Grade or High-Intensity reflective sheeting and oversize black letters. Available in many sizes, rigid or center-hinged.





MUNICIPAL & RESIDENTIAL

CROSS CONNECTORS



SNH-SEP-990F
SNH-SEP-990X
5-1/2"; 90°



SNH-BRKT-12-90F
SNH-BRKT-12-90X
12" 90° CROSS BRACKET



SNH-BRKT-457F
SNH-BRKT-457X
3-3/4" MULTI ANGLE
45°, 135°, 180°
CAN NOT BE SET AT 90°

ROUND POST HARDWARE



SNH-CAP-12-38F
SNH-CAP-12-38X
12" FITS 2-3/8" O.D.



SNH-CAP-922-RF
SNH-CAP-922-RX
5-1/2" FITS 2-3/8" O.D.

U-POST HARDWARE



SNH-BRKT-12U-90F
SNH-BRKT-12U-90X
12" 90° FITS ALL U-POST
180° OPTIONS ALSO AVAILABLE



SNH-BRKT-91UF-0L90
SNH-BRKT-91UX-0L90
5-1/2"; 90° FITS ALL U-POST
180° OPTIONS ALSO AVAILABLE

UCHANNEL POST

MODEL NO.	DESC.
UCP-62-BE	6' BAKED ENAMEL 2#/FT
UCP-62-GALV	6' GALVANIZED 2#/FT
UCP-82-BE	8' BAKED ENAMEL 2#/FT
UCP-82-GALV	8' GALVANIZED 2#/FT
UCP-102-BE	10' BAKED ENAMEL 2#/FT
UCP-102-GALV	10' GALVANIZED 2#/FT

BASE POST

MODEL NO.	DESC.
UBP-3525-GALV	3'6" GALVANIZED 2.5#/FT
UBP-3525-BE	3'6" BAKED ENAMEL 2.5#/FT



U-Channel posts are a simple and durable post for mounting signs. Baked Enamel (Green) and Galvanized options are available. Break-Away kits with base post, Lap-Splice and uprights also available.

FLAGS & MARKERS

**SIGNS AND
SAFETY**
EQUIPMENT, INC.
607-562-8463

RETAIL SAFETY PRODUCTS

**SHELF READY SAFETY
ITEMS CONSUMER AND
INDUSTRIAL USES.**



18" WARNING FLAGS

	VINYL	DESCRIPTION
TYPE 1	FROV-118/24	18" FLAG WITH WOODEN 24" STAFF
TYPE 1	FROV-118/30	18" FLAG WITH WOODEN 30" STAFF
TYPE 1	FROV-118/36	18" FLAG WITH WOODEN 36" STAFF

24" WARNING FLAGS

	VINYL	DESCRIPTION
TYPE 1	FROV-124/30	24" FLAG WITH WOODEN 30" STAFF
TYPE 1	FROV-124/36	24" FLAG WITH WOODEN 36" STAFF



HIGHLY VISIBLE SNOW PLOW MARKERS.



MODEL NO.	DESCRIPTION
SPT-28(2)	28" MARKERS (SET OF 2)
SPT-36(2)	36" MARKERS (SET OF 2)

SLOW MOVING VEHICLE EMBLEM

Slow Moving Vehicle Symbols provide 1/4-mile visibility day or night. Fluorescent Orange Center with a Reflective Red (EG) Border.

MODEL NO.	DESCRIPTION	
SMV-02-EG/AL	Aluminum sign with holes for mounting	12 oz.
SMV-24-PS/EG	Pressure Sensitive Decal For Direct	2 oz.



PEDESTRIAN CROSSING

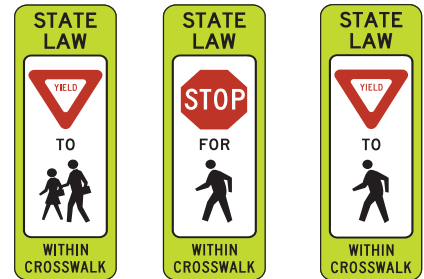


PEDESTRIAN SIGNS BASE AND SIGN

Ideal for protecting pedestrians and school children in crosswalks. Frame and base separate upon impact minimizing damage to sign face and base. Standard and custom legends available

VERTICAL PANEL (VP)-PEDESTRIAN SIGNS

MODEL NO.	DESC.
VP-6536-YIELD	(2) 12"X36" YIELD Panel, 1 frame and base
VP-6536-STOP-FB	(2) 12"X36" STOP Panel, 1 frame and base
VP-6536-FRAME	(1) 48" Frame only (replacement frame)



VP-PEDESTRIAN SIGN BASE

MODEL NO.	DESC.
VP-6536-BASE	32 lbs Composite Molded Rubber Base



SANDWICH BOARDS

Versatile A-Frame sign can display any custom message or advertising.

- Light Weight
- Easy to Setup
- Quickly Change Graphics
- Waterproof

MODEL NO.	DIMENSIONS	WEIGHT
Sign-A-Cade 36	25"wx36"h x 3"d	17 lbs.
Mini-Cade	13"wx36"h x 3"d	10 lbs.



HI-VIS WORK WEAR

**SIGNS AND
SAFETY**
EQUIPMENT, INC.
607-562-8463

HI-VIS CONTRAST TAPE BOMBER

MODEL US368

- 2" silver reflective tape with high visibility orange contrast trim
- Pack-away adjustable hood
- Elastic waistband and adjustable cuffs
- Quilted lining
- Two mic tabs
- Contrast panel for protection against dirt
- Waterproof with sealed seams
- Pockets: 1 left chest radio, 2 lower front, 1 inner tablet



HI-VIS TWO-TONE SOFTSHELL JACKET

MODEL US429

- Center front zipper with storm flap to protect against the elements
- 2" silver reflective tape
- High performing breathable, wind and water resistant fabric
- Pockets: 1 chest, 2 side, 1 cell phone
- Contrast panels for protection against dirt
- Hook and loop adjustable cuffs



HI-VIS CLASSIC CONTRAST RAIN

MODEL UH443

- 2" silver reflective tape pack-away adjustable hood
- Elastic storm cuff
- Contrast panel for protection against dirt
- Pockets: 2 large front
- Zipper closure with inner stormflap
- Vented back yoke and eyelets
- Lightweight, waterproof fabric with sealed seams



NON ANSI POCKET SHORT SLEEVE T-SHIRT

MODEL S578

- Complete day visibility
- 100% polyester moisture wicking fabric
- Pocket: 1 left chest
- 50+ upf rated fabric to block 98% of UV rays
- Taped neck seam for extra comfort
- Crew neck
- Generous fit
- Waterproof with sealed seams



HI-VIS CLASSIC CONTRAST RAIN PANTS

MODEL H444

- 2" silver reflective tape
- Elastic waist
- Twin stitched seams
- Adjustable snap hems for a secure fit
- Contrast panel for protection against dirt
- Lightweight, waterproof fabric with sealed seams

The H-444 Are Ansi Class E Classic Rain Pants. These Pvc Coated Pants Are Made With 100% Polyester 190t Plain Weave Fabric And Feature Sealed Seams. This Hi-vis Work Wear Meets Ansi Class E Standards With 2" Silver Reflective Tape That Aligns The Pants.



HI-VIS CONTRAST TWO-TONE T-SHIRT

MODEL S378

- 2" silver reflective tape
- 100% polyester moisture wicking fabric
- 50+ upf rated fabric to block 98% of uv rays
- Taped neck seam for extra comfort
- Crew neck
- Generous fit





SIGNS^{AND} SAFETY

EQUIPMENT, INC.
607-562-8463

MULTIPLE MANUFACTURING LOCATIONS



**SIGNS & SAFETY
NORTH** | 1430 SULLIVAN ST
ELMIRA, NY 14901



**SIGNS & SAFETY
SOUTH** | 19 INDUSTRIAL PARK DR
YOUNG HARRIS, GA
30582

MANUFACTURING - INNOVATION - DISTRIBUTION



**SIGNS^{AND}
SAFETY**
EQUIPMENT, INC.
607-562-8463



MAIN OFFICE- CUSTOMER SERVICE
607-562-8463



INQUIRIES
SIGNSAFE@SIGNSAFETY.COM



HOURS 8AM-4:30PM -
MONDAY-FRIDAY EST.



FAX
607-734-8183



CORPORATE OFFICE
1400 SULLIVAN STREET ELMIRA, NY 14901



WWW.SIGNSSAFETY.COM