





Eastern Metal

SIGNS & SAFETY

TRAFFIC & ROADWAY SAFETY CATALOG



CORPORATE OFFICE
1430 SULLIVAN
STREET ELMIRA, NY
14901



EASTERN METAL SIGNS AND SAFETY
607.734.2295



SIGNS AND SAFETY EQUIPMENT, INC.
607.562.8463



WWW.SIGNSSAFETY.COM

TABLE OF CONTENTS

SIGN STANDS 2-6



MOUNTS HOLDERS AND 7



ROLL-UP SIGNS 8-12



RIGID SIGNS 13-17



PEDESTRIAN CROSSING 18



BARRICADES 19



DRUMS 20-21



TRAFFIC CONES 22-23



STOP/SLOW PADDLES 24-26



FLAGS 27




POLE TRANSPORT 28



GENERAL PRODUCTS 29



DELINEATORS 30



HI-VIS CLOTHING 31



X-PRESS PROGRAM 32-33





Eastern Metal
SIGNS & SAFETY
NORTH

1430 SULLIVAN ST
ELMIRA, NY 14901

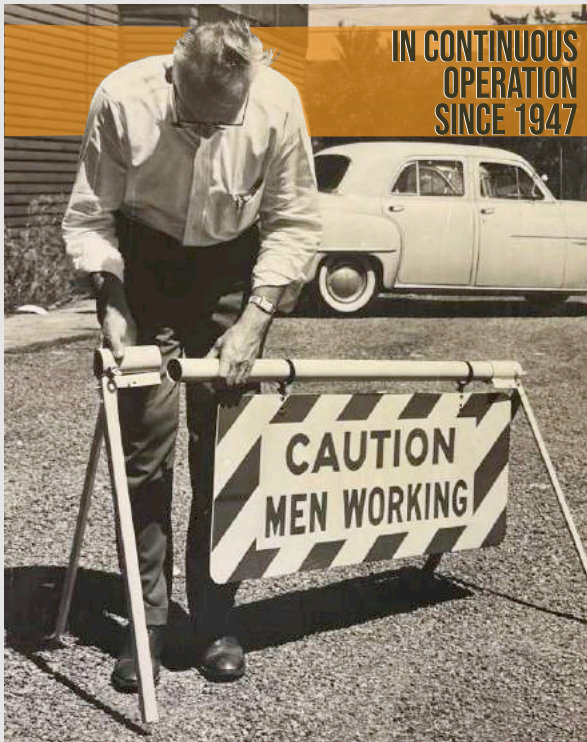


Eastern Metal
SIGNS & SAFETY
SOUTH

19 INDUSTRIAL PARK DR
YOUNG HARRIS, GA 30582

MULTIPLE MANUFACTURING LOCATIONS

MANUFACTURING - INNOVATION - DISTRIBUTION



OVER 75 YEARS IN THE INDUSTRY

AMERICAN-MADE SAFETY SINCE 1947

Leading the Way in Work Zone Visibility: Eastern Metal Signs & Safety isn't just about products; it's about keeping your workers safe and your worksite seen. Since the 1950s, we've been at the forefront of the industry, pioneering advancements like one of the first temporary sign stands. Our dedication to innovation continues, ensuring our products are constantly refined to maximize visibility and safety.

Unmatched American Quality with High-Visibility Distinction: Built to Last: We stand behind the quality of our American-made products. Every sign stand, sign, and paddle is manufactured right here in the USA using only the best materials and time-tested craftsmanship. Our signature high-visibility orange spring sets our stands apart, instantly recognizable on worksites across the nation. For over 75 years, it's become a symbol of American-made reliability and quality.



24-72 HOUR
FULFILLMENT
SEE PAGES 32-33

NOBODY IN THE INDUSTRY SHIPS LIKE WE CAN!



CONTACT US

EASTERN METAL
SIGNS AND SAFETY
CUSTOMERSERVICE@USA-SIGN.COM
800-872-SIGN (7446)

SIGNS AND SAFETY
EQUIPMENT, INC.
SIGNSAFE@SIGNSSAFETY.COM
607-562-8463



MADE IN THE USA



MASH TESTED WZ-435A

NON-WIND DEFLECTABLE APEX STANDS ARE ECONOMICAL AND FULFILL THE MOST BASIC COMPACT STAND NEEDS.

- Rugged and reliable deploys quickly, folds small and is economical.
- Telescoping legs adjust for maximum stability on uneven terrain and road shoulders.
- Mechanical pin leg release.
- Roll-Up signs attach to the APEX sign stand with a universal spin-handle.

MODEL	MATERIAL	WEIGHT	OPEN SIZE	STORAGE SIZE	COMPARE	NCHRP 350
APEX	GALV STEEL	20LBS.	41X 68 X 79	9 X 9 X 24	C-101	WZ-7, 13,56
APEX-AL-S	ALUMINUM	16LBS.	41X 68 X 79	9 X 9 X 24	C-601	WZ-13,56
APEX-AL-S-LT						
APEX-AL-L						
APEX-AL-L-LT		19.25LBS.	44 X 96 X 79	9 X 9 X 24		



MASH APPROVED WZ-436A

WIND DEFLECTABLE APEX FLEX WITH ADJUSTABLE FIBERGLASS LEAF-SPRING IS STABLE IN HIGH WIND GUST

- Fiberglass leaf-spring provides optimal wind-deflection and lateral stability in high wind gust.
- Telescoping legs adjust for maximum stability on uneven terrain and road shoulders.
- Mechanical pin leg release.
- Roll-Up signs attach to the APEX FLEX sign stand with a universal spin-handle.

MODEL	MATERIAL	WEIGHT	OPEN SIZE	STORAGE SIZE	COMPARE	NCHRP 350
APEX-FLEX	GALV STEEL	20LBS.	41x 68 x 89	9 x 9 x 24	C-202	WZ-13, 56
APEX-FLEX-AL	ALUMINUM	17LBS.	58 x 96 x 89	9 x 9 x 24	C-902	WZ-56



MADE IN THE USA

APEX RECOIL

MASH TESTED WZ-436A

WIND DEFLECTABLE APEX RECOIL WITH SINGLE COIL-FLEX SPRING, IS RUGGED, RELIABLE AND DEPLOYS QUICKLY.

- The coil-flex single spring provides wind-deflection and stability in all conditions including high wind gusts.
- Telescoping legs adjust for maximum stability on uneven terrain and road shoulders.
- Mechanical pin leg release.
- Roll-Up signs attach to the APEX RECOIL sign stand with a universal spin-handle.



MODEL	MATERIAL	WEIGHT	OPEN SIZE	STORAGE SIZE	COMPARE	NCHRP 350
APEX-RECOIL	ALUMINUM	22LBS.	53 X 89 X 80	8 X 9 X 24	C-801	WZ-303A
APEX-RECOIL-LT						
APEX-RECOIL-ST	GALV. STEEL				C-301	
APEX-RECOIL-ST-LT						

APEX DUAL RECOIL

MASH TESTED

WIND DEFLECTABLE APEX DUAL RECOIL IS A MID-SIZE STAND WITH SIGNATURE ORANGE DUAL COIL-FLEX SPRINGS AND DISPLAYS A VARIETY OF SIGN SUBSTRATES.

- The dual coil-flex springs provide wind-deflection and stability in all conditions including high wind gusts.
- Mechanical pin leg release.
- Telescoping mast elevates rigid signs 18" to 60" above grade and roll-up signs 14" to 84" above grade.
- Legs adjust for maximum stability on uneven terrain and road shoulders.
- Displays any size or shape rigid sign or roll-up sign.



MODEL	MATERIAL	WEIGHT	OPEN SIZE	STORAGE SIZE	COMPARE	NCHRP 350
APEX-DUAL-RECOIL	GALV. STEEL	41LBS.	34X84X84	12 X 8 X 63	X-551	WZ-7, 13, 56
APEX-DUAL-RECOIL-RU		39LBS.				
APEX-DUAL-RECOIL-RG		41LBS.			X-552	
APEX-DUAL-RECOIL-RU/RG		41.5LBS.				



MADE IN THE USA

APEX DUAL RECOIL MAX MASH APPROVED WZ-438

WIND DEFLECTABLE APEX DUAL RECOIL MAX IS A FULL-SIZE STAND WITH SIGNATURE ORANGE DUAL COIL-FLEX SPRINGS AND DISPLAYS A VARIETY OF SIGN SUBSTRATES.

- The dual coil-flex springs provide wind-deflection and stability in all conditions including high wind gusts.
- Mechanical pin leg release.
- Telescoping mast displays rigid signs 18" to 84" above grade and roll-up signs 14" to 120" above grade.
- Legs adjust for maximum stability on uneven terrain and road shoulders
- Displays any size or shape rigid sign or roll-up sign.



MODEL	MATERIAL	WEIGHT	OPEN SIZE	STORAGE SIZE	COMPARE	NCHRP 350
APEX-DUAL-RECOIL-MAX	ALUMINUM	42LBS.	40 X 80 X 129	12 X 8 X 85	X-601	WZ 13, 56
APEX-DUAL-RECOIL-MAX-RU		42LBS.				
APEX-DUAL-RECOIL-MAX-RG		44LBS.			X-602	
APEX-DUAL-RECOIL-MAX-RU/RG		45LBS.				

APEX SUMMIT MASH APPROVED WZ-450

WIND DEFLECTABLE APEX SUMMIT IS A FULL-SIZE STAND WITH DUAL FIBERGLASS LEAF-SPRINGS AND DISPLAYS A VARIETY OF SIGN SUBSTRATES.

- The dual fiberglass leaf-springs provide wind-deflection and stability in all conditions including high wind gusts.
- Mechanical pin leg release.
- Telescoping mast displays rigid signs 18" to 84" above grade and roll-up signs 14" to 120" above grade.
- Legs adjust for maximum stability on uneven terrain and road shoulders.
- Displays any size or shape rigid sign or roll-up sign.



MODEL	MATERIAL	WEIGHT	OPEN SIZE	STORAGE SIZE	COMPARE	NCHRP 350
APEX-SUMMIT	ALUMINUM	41LBS.	48 X 149 X 150	10 X 11 X 81	X-841	WZ-59, 78A
APEX-SUMMIT-RU		44LBS.				
APEX-SUMMIT-RG		45LBS.			X-842	
APEX-SUMMIT-RU/RG						

MECHANICAL LEG RELEASE



KICK-LEVER

KL



DIRECT-DRIVE*

DD

WIND DEFLECTION

NO
DEFLECTION
APEXSINGLE
COIL
APEX RECOILSINGLE
LEAF-SPRING
APEX FLEXDUAL
COIL-SPRING
APEX DUAL RECOIL
APEX DUAL RECOIL MAXDUAL
LEAF-SPRING
APEX SUMMIT

SIGN ATTACHMENTS

SPIN
HANDLE

SP

QUICK
RELEASE

QR

X-CONNECT
LATCH

LT

RIGID SIGN
HOLDER

RG

ROLL-UP SIGN
HOLDER

RU

LEG LENGTHS - SHORT AND LONG



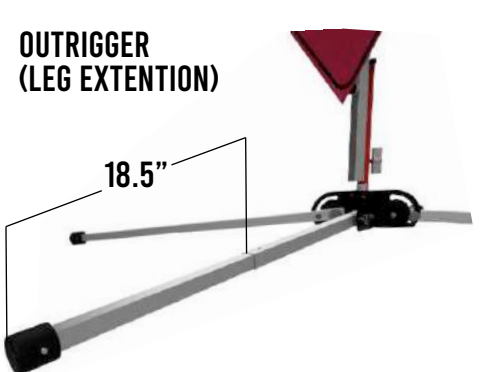
LONG LEG

L



SHORT LEG

S

OUTRIGGER
(LEG EXTENTION)

18.5"



APEX TRI-POD

MASH APPROVED WZ-448

NON-WIND DEFLECTABLE APEX TRI-POD STANDS ARE ECONOMICAL AND FULFILL THE MOST BASIC SIGN STAND NEEDS AND DISPLAY A VARIETY OF SIGN SUBSTRATES

- The Apex Tri-Pod stand is a simple durable design, economically priced providing outstanding value.
- The Apex Tri-Pod is constructed of heavy duty steel.
- Adjustable mast can display both rigid and roll-up signs a minimum of 14" above grade.

MODEL	MATERIAL	LEGS	HEIGHT ABOVE ROAD W/48" SIGN	SIGN HOLDERS	WEIGHT	OPEN SIZE W x L x H	STORAGE SIZE W x L x H	COMPARE TO	NCHRP 350
APEX-TRI-POD	GALV. STEEL	FIXED	14"	RIGID HOLDERS	17.8LBS.	49x30x76	4x5x55.5	E-352	WZ-59
APEX-TRI-POD-RG/RU				RIGID HOLDERS ROLL-UP & RIGID	18LBS.			E-353	WZ-248

TRIPOD ECONOMY STAND E-55

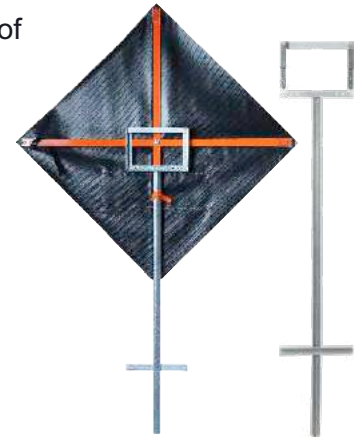
The E-55 tripod is made of tubular steel, has a simple, durable design, is very economical and holds both rigid and roll-up signs.



MODEL NO.
E-55

POGO ECONOMY SIGN HOLDER

The POGO stand is made of steel angle, has a simple, durable design, is very economical and holds roll-up signs.



MODEL NO.
PGS

APEX-E STEEL SIGN STAND

Apex Compact Steel Sign Stand: A lightweight, portable stand offering a convenient solution for temporary signage needs. This serves as an entry-level within our product line, making it a more accessible option.



MODEL NO.
APEX-E

APEX-E RECOIL ALUMINUM SIGN STAND

Apex Compact Aluminum Sign Stand: A lightweight, portable stand offering a convenient solution for temporary signage needs. This serves as an entry-level within our product line, making it a more accessible option.



MODEL NO.
APEX RECOIL-E

TRUCK MOUNT STORAGE BRACKET

Transport your sign stands securely in your vehicle with the truck mount storage bracket which fits all our compact sign stands. Easy to install inside or outside the truck for quick, easy storage and access.



MODEL NO.	SIGN STAND SIZE
TMB-C	COMPACT

VEHICLE HITCH MOUNT SIGN HOLDER

Transform any standard vehicle hitch into a roll-up sign holder. This sign holder fits into a 2" square hitch receiver and holds up to a 48" roll-up sign only.

This system is intended for slow-moving or stopped vehicles only. We recommend that signs be removed for speeds above 30 mph.



MODEL NO.	DIMENSIONS	WEIGHT
TBB-01	38.25" H X 12" D X 2" W	8 LBS.

H-BEAM GUARD RAIL SIGN MOUNT

Guard rail clamp bracket is heavy-duty steel. 1/2" H-beam guard rail sign mount holds roll-up signs only with universal spin handle.

- GRC-3 fits on 3" H-beam style guard rail
- GRC-5 fits on 5" H-beam guard rail.



MODEL NO.	WEIGHT
GRC-3-202-SH-M&LS	32 LBS.
GRC-5-880-M&LS	40LBS.

FLAG TREE STAND

The Flag Tree stand is a high level additional advance warning device.

- Fixed Mast
- Holds up to 5 flags, sold separately.
- Two-position base plate for stability
- Galvanized steel



MODEL NO.	DIMENSIONS
F-100-5FH	EXTENDED: 21.5X77X90
F-100-3FH	FOLDED: 9 X 9.5 X 52



ZEPHYR RUBBER BASE



MODEL NO.
ZEPHYR-BASE

UB-8400 RUBBER BASE



MODEL NO.
UB-8432-BASE

ECONO FLASHER STAND



MODEL NO.
072-QUICKBASE-R

DSB-100 RUBBER BASE




MODEL NO.
DSB-100

CONCRETE MEDIAN BARRIER CLAMP



Dual vertical coil-springs provide superior wind deflection for stability and visibility. The median barrier clamp can hold both rigid and roll-up signs on different concrete thickness depending on the model and sign brackets.

MODEL NO.	CLAMP GRIP RANGE	WEIGHT
MBC-8-553	3"-8"	30 LBS.
MBC-8-603	3"-8"	32 LBS.
MBC-12-553	5"-12"	35 LBS.
MBC-15-553	8"-15"	37 LBS.
MBC-12-603	5"-12"	41 LBS.
MBC-15-603	8"-15"	43 LBS.



ROLL-UP CORNER POCKET OPTIONS



FULL-LEXAN



HALF-LEXAN



LOCK-POCKET™



K-POCKET



SEWN POCKET

All pocket types are available on standard roll-up signs. Our signature Lock-Pockets slide open and closed to eliminate the need to bend or bow the battens when inserting and removing them from the pocket.



LOCK-POCKET REPAIR KIT

- A standard feature on many of our roll-up signs can also be used for field repairs of broken or torn out roll-up signs.
- Damaged roll-ups can be put back into service quickly and on site
- Simply remove damaged pocket and rivet a new lock pocket over the damaged area.
- Lock Pocket acts as a template for new rivets and washers to hold new pocket in place.
- Replacement kits are available by contacting our customer service.

FLEXIBLE FIBERGLASS RIBS

Different configurations of flexible fiberglass ribs are available to meet all your roll-up needs for mounting on different portable sign stands. Call customer service to your specific fiberglass rib needs.



OTHER ROLL-UP SIGN ATTACHMENT METHODS

ROLL-UP SIGN BRACKET



Optional roll-up sign bracket holds a roll-up sign on a mid size or full size sign stand.

SHORT THIRD BRACE



Optional short third brace is used to attach a square ROLL up sign to a roll-up sign bracket on a mid-size or full-size sign stand.

ROLL-UP SIGN STORAGE CASE

MODEL NO.
SC-36-HD
SC-48-HD



Heavy-duty vinyl storage cases with handles are available to protect your roll-up sign investment. Storage cases are available for all sign sizes. The sign legend can be printed on the storage case if desired.

3 FLAG HOLDER BRACKET



- Holds three standard sized flags and is made from durable zinc plated steel.
- Displays three 3/4" diameter round flags.
- Mounting holes diameter 1/4".
- 0.8 lbs.



EASTERN METAL SIGNS AND SAFETY THE ROLL-UP SIGN AUTHORITY

Roll-Up signs are professionally screen or digitally printed on various retro-reflective and non-reflective materials to ensure maximum visibility in all conditions and uses.

FEATURES:

- A full range of sizes and materials available.
- Meet MUTCD requirements.
- A full range of standard legends, plus custom legends upon request.
- Are made of high-quality retro-reflective and non-reflective materials.
- Various pocket choices specific to your project.
- Various battens configurations can be attached in a variety of different ways.
- Made in the USA.



MESH
RED-ORANGE
MO



VINYL
FLUORESCENT
ORANGE
NRFVO

NON-REFLECTIVE ROLL-UP SIGNS

ROLL-UP SIGNS OPTIONS AND REFLECTIVITY

ROLL-UPS COME IN A VARIETY OF MATERIALS THAT VARY IN REFLECTIVITY.







REFLECTIVE



Super Bright™

Marathon™

Diamond Grade™



Fluorescent Orange

Fluorescent White

Fluorescent Coral Pink

Fluorescent Orange

Fluorescent White

Fluorescent Green

Fluorescent Orange

Fluorescent White

SBO RO

SBW

SBP

MARO

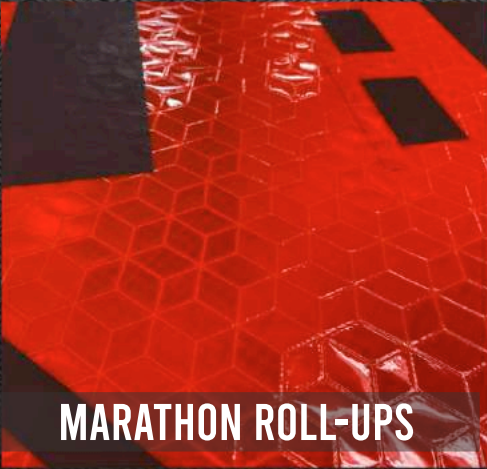
MARW

MARFYG

DGO

DGW


ROLL UP MATERIALS



MARATHON ROLL-UPS



DIAMOND GRADE



SUPER BRIGHT



MESH ROLL-UPS



NON-REFLECTIVE VINYL



Eastern Metal
SIGNS & SAFETY

607-734-2295
WWW.SIGNSSAFETY.COM
CUSTOMERSERVICE@USA-SIGN.COM



OVERLAY PROVISIONS

MARATHON ROLL-UPS

- Marathon fluorescence roll-ups take performance to a higher level.
- Marathon roll-ups have longer lasting fluorescent color.
- Marathon roll-ups have outstanding visibility, both day and night.
- Higher levels of photometric performance ensure superior reflectivity at night and in low light conditions.

DIAMOND GRADE ROLL-UPS

- Diamond Grade optics provide superior brightness and angularity.
- Highly reflective, wide-angle, prismatic material.
- Higher nighttime sign brightness than sheeting that uses glass bead lenses.
- Support smooth traffic response with 24-hour conspicuity and early driver recognition.

SUPER BRIGHT ROLL-UPS

- Maximum visibility at long distances.
- Super Bright comes in multiple colors.
- Super Bright fluorescent pink color is recommended for Incident Management applications.

MESH ROLL-UPS

- Non-reflective mesh roll-ups are for daytime use only, they are not intended for use during night operations or low light conditions.
- Because Non-reflective mesh roll-ups are for daytime use only, they are not intended for long-term work zone applications.

NON-REFLECTIVE VINYL ROLL-UPS

- Signs are constructed of UV stable vinyl.
- Non-reflective vinyl roll-ups are for daytime use only, they are not intended for use during night operations or low light conditions.
- Because non-reflective vinyl roll-up are for daytime use only, they are not intended for long-term work zone applications.

OVERLAY PROVISIONS

- Available in all roll-up sign materials.
- Sewn hook and loop material allow a change to the legend on the sign face.
- Overlays help reduce full-size sign inventory and give your roll-ups signs more versatility in temporary work zones.



INCIDENT MANAGEMENT

EMERGENCY ROAD USER OCCURRENCES, NATURAL DISASTERS, OR OTHER UNPLANNED EVENTS

BE PREPARED IN CASES SUCH AS

NATURAL DISASTER
RAILWAY INCIDENTS
ROAD HAZARDS
EVACUATIONS.

POLICE OPERATIONS
INVESTIGATIONS
ACCIDENT SCENES
COMMUNITY EVENTS

**Compact Sign Stands
Deploy Public Safety
Signs Quickly And Easily.**

COMMUNICATE INSTRUCTIONS TO MOTORIST AND PEDESTRIANS.

REFLECTIVE FLUORESCENT PINK AND FLUORESCENT GREEN VINYL MEETS MUTCD STANDARDS.

**SIGN STANDS, BARRICADES, TRAFFIC CONES
STOCK AND CUSTOM SIGN LEGENDS**

WE HAVE A PACKAGED READILY DEPLOYABLE SOLUTION TO ANY EVENT YOU MAY ENCOUNTER.





ORALITE® 5930

HIGH INTENSITY PRISMATIC
CONSTRUCTION GRADE
FOR SHORT AND MEDIUM-TERM OUTDOOR APPLICATIONS
36" X 50 YARD 48" X 50 YARD



ORALITE® 7900

WIDE OBSERVATION ANGLE PRISMATIC
FOR LONG-TERM OUTDOOR SIGNING APPLICATIONS
36" X 50 YARD 48" X 50 YARD



**REFLECTIVE ROLLED
GOODS SOLD BY THE ROLL**

ORALITE® 5935
HIGH INTENSITY PRISMATIC GRADE
36" X 50 YARD 48" X 50 YARD



ORALITE® 5900

HIGH INTENSITY PRISMATIC GRADE
FOR LONG-TERM OUTDOOR APPLICATIONS
36" X 50 YARD 48" X 50 YARD



ORALITE® 5061

TRANSPARENT FILM FOR OVERLAY
LAMINATION OF ORALITE®
36" X 50 YARD 48" X 50 YARD



WE OFFER REFLECTIVE SHEETING BY THE ROLL IN A WIDE RANGE OF COLORS MATERIAL AND REFLECTIVELY OPTIONS.

CALL CUSTOMER SERVICE FOR PRICING
800-872-SIGN

PREMIUM PRISMATIC TYPE VII:

BLUE, GREEN, RED, ORANGE, YELLOW, WHITE




18DGR	18" x 50 yards DGR rolled sheeting
24DGR	24" x 50 yards DGR rolled sheeting
30DGR	30" x 50 yards DGR rolled sheeting
36DGR	36" x 50 yards DGR rolled sheeting
48DGR	48" x 50 yards DGR rolled sheeting

HIGH INTENSITY PRISMATIC TYPE IV:

RED, WHITE, BROWN, BLUE, ORANGE, YELLOW, GREEN



18HIP	18" x 50 yards HIP rolled sheeting
24HIP	24" x 50 yards HIP rolled sheeting
30HIP	30" x 50 yards HIP rolled sheeting
36HIP	36" x 50 yards HIP rolled sheeting
48HIP	48" x 50 yards HIP rolled sheeting



We carry a wide variety of sign blanks, magnetic, and other materials.

We have all the wholesale sign blanks you need to create your own custom signs. Choose from corrugated plastic sheets, aluminum blanks, PVC sign blanks, auto tags, or magnetic sheets and rolls of magnetic vinyl. We've got you covered!

Our full fabrication, design, and metal working departments can customize virtually any of our products.



PAINTED - SHEETED - BARE ALUMINUM SIGN BLANKS.

Aluminum sign blanks are the sign makers' all purpose substrates. Whatever sign application you may have from custom parking space signs, to real estate signs, to hanging signs, we have aluminum signs blanks to meet your specific requirements.

PART #	DESCRIPTION
0245-604000	12" x 18" x 063, 1-1/2" radius corners, (2)3/8" holes 15" Center
0245-8040	12" x 18" x 080, 1-1/2" radius corners, (2)3/8" holes 15" Center
0245-81250	24" x 30" x 080 Rectangle 1-1/2" corner radius; (2)- 3/8" holes 24" on center
0245-81370	30" x 24" x 080 Rectangle 1-1/2" corner radius; (2) - 3/8" holes
0245-81400	30" x 080 Diamond Shape; 1-7/8" Radius Corners; 2 Holes 30" on center
0245-1800	36" x 080 Diamond Shape; 2 1/4" corners; 2 Holes
0245~82010	36" Center 48" x 24" x 080 Rectangle 1-7/8" corners; 4 Holes per MUTCD
245-82150	48" x 080 Diamond Shape; 3" Radius; 4 Holes per MUTCD


BLANK MATERIAL SHEETING THICKNESS AND REFLECTIVE SHEETING AVAILABLE.

SHEETING THICKNESS

- ALUMINUM
 - .063" – .100"
 - .080" – .125"
- ALUMINUM COMPOSITE MATERIAL – 3MM
- COROPLAST – 10MM
- WOOD – 5/8" MDO PLYWOOD

SHEETING MATERIAL

- EG: ENGINEER GRADE REFLECTIVE
- HI: HIGH INTENSITY PRISMATIC REFLECTIVE
- DG: DIAMOND GRADE REFLECTIVE
- VYL: VINYL, NON-REFLECTIVE



Don't see what you need? No problem! We have a wide range of traffic signs available, and can create custom options to meet your specific needs. Just give us a call to discuss pricing and availability.

GUIDE & PARKING – REGULATORY – SCHOOL ZONE SAFETY – TRAFFIC CONTROL – ROUTE MARKING



Experienced sign manufacturers for over 75 years. Send your sign requirements to customer service for a quote.



**NEED A SIGN FAST?
SEE PAGE 33-34 FOR X-PRESS SIGNS**

OVERSIZE LOAD SIGNS

MODEL NO.	DESCRIPTION
OSL-6012-EG/AL	60" X 12" YELLOW EG
OSL-7212-EG/AL	72" X 12" YELLOW EG
OSL-8418-EG/AL	84" X 18" YELLOW EG
OSL-6012-HI/AL	60" X 12" YELLOW HI
OSL-7212-HI/AL	72" X 12" YELLOW HI
OSL-8418-HI/AL	84" X 18" YELLOW HI

*FOR CENTER HINGE ADD (CH) TO THE PART # ABOVE.

Aluminum signs with yellow Engineer Grade or High-Intensity reflective sheeting and oversize black letters. Available in many sizes, rigid or center-hinged.



OSHA, HAZARD AND SAFETY SIGNS

Available in a variety of standard sizes and colors. Add a standard or custom legend.



NEW YORK & PENNSYLVANIA STATE INSPECTION SIGNS

Steel inspection signs have a durable painted finish with four corner holes for hanging or mounting. Self-adhesive vinyl numbers for station identification are included with each sign.

High quality sign meets and exceeds regulations. These are powder coated for a longer lasting more durable sign.



NEW YORK



NYS-TR(SF)
TRAILER INSPECTION STATION
COLORS: BLACK/YELLOW



NYS-RS(SF)
MOTOR VEHICLE REPAIR SHOP
COLORS: WHITE/GREEN



NYS-RD(SF)
MOTOR VEHICLE RETAIL DEALER
COLORS: WHITE/RED



NYS-MV(SF)
MOTOR VEHICLE INSPECTION STATION
COLORS: BLACK/YELLOW



NYS-MC(SF)
MOTORCYCLE INSPECTION STATION
COLORS: YELLOW/BLUE



NYS-HT(SF)
HEAVY TRUCK INSPECTION STATION
COLORS: BLACK/YELLOW



NYS-EC(SF)
EMISSIONS INSPECTION STATION
COLORS: BLACK/YELLOW



NYS-DE(SF)
DIESEL EMISSION INSPECTION STATION
COLORS: BLACK/YELLOW

PENNSYLVANIA



PA-IS(DF)
OFFICIAL PA INSPECTION STATION KEYSTONE SIGN (INSPECTION PLATE, 5 HOOKS, NUMBER AND LETTER SET)
COLORS: YELLOW/BLUE



PA-EVSI(DF)
ENHANCED VEHICLE SAFETY INSPECTION
COLORS: YELLOW/BLUE



PA-ES(DF)
OFFICIAL EMISSIONS STATION KEYSTONE SIGN
EMISSION PLATE, 5 HOOKS, NUMBER AND LETTER SET
COLORS: YELLOW/BLUE



PA-EP(2S)
EMISSION PLATE (NUMBER AND LETTER SET)
COLORS: GREEN



PA-IP(2S)
INSPECTION NUMBER PLATE (NUMBER AND LETTER SET)
COLORS: YELLOW/BLUE



PA-MCP(DF)
MOTORCYCLE SIGN
COLORS: YELLOW/BLUE



8" BLADE HEIGHT

Font: Highway Gothic C Series
 Font Size: 4"Cap, 3"Lowercase
 Prefix: 3"Cap
 Suffix: 3"Upper/Lower

	Blade Length	MAX # of Characters
Sperr st	18"	5
Clemens Rd	24"	7
Sage Brush Ln	30"	10
Winter Hollow Rd	36"	13
Forrest Springs Dr	42"	15
Logan Valley Lakes Ln	48"	18
Hemmingway Garden Run Ct	54"	21
Denton Mountain Express Dr	60"	23

12" BLADE HEIGHT

Font: Highway Gothic C Series
 Font Size: 6"Cap, 4.5"Lowercase
 Prefix: 4.5"Cap
 Suffix: 4.5 Upper/Lower

	Blade Length	MAX # of Characters
Ty st	18"	2
Sing Rd	24"	4
Spring Ln	30"	6
Windgate Dr	36"	8
University Ct	42"	10
Stage Coach Rd	48"	11
School House Ln	54"	12
Shadows Hollow Rd	60"	14

SPEED LIMIT 30
 Use 8" blades on Roads 30 MPH and below

Extruded blades also available.

SPEED LIMIT 55
 Use 12" blades on Roads above 30 MPH

UCHANNEL POST

MODEL NO.	DESC.
UCP-62-BE	6' BAKED ENAMEL 2#/FT
UCP-62-GALV	6' GALVANIZED 2#/FT
UCP-82-BE	8' BAKED ENAMEL 2#/FT
UCP-82-GALV	8' GALVANIZED 2#/FT
UCP-102-BE	10' BAKED ENAMEL 2#/FT
UCP-102-GALV	10' GALVANIZED 2#/FT



U-Channel posts are a simple and durable post for mounting signs. Baked Enamel (Green) and Galvanized options are available. Break-Away kits with base post, Lap-Splice and uprights also available.

BASE POST

MODEL NO.	DESC.
UBP-3525-GALV	3'6" GALVANIZED 2.5#/FT
UBP-3525-BE	3'6" BAKED ENAMEL 2.5#/FT



SQUARE POSTS

MODEL NO.	DESC.
SPF-10175-GALV-14	10' POST 1/3/4" X 1 3/4"
SPF-12175-GALV-14	12' POST 1/3/4" X 1 3/4"
SPF-102-GALV-14	10' POST 2" X 2"
SPF-122-GALV-14	12' POST 2" X 2"

BASE POST

MODEL NO.	DESC.
SPB-32-GALV-12	3' BASE POST 2" X 2"
SPB-3225-GALV-14	3' BASE POST 2.25" X 2.25"

QUICK DRIVE ANCHOR

MODEL NO.	DESC.
SPB-QDA250-42-G	3" X 42" QUICK DRIVE L-ANCHOR 7GA

ROUND POST HARDWARE



SNH-CAP-12-38F
SNH-CAP-12-38X
12" FITS 2-3/8" O.D



SNH-CAP-922-RF
SNH-CAP-922-RX
5-1/2" FITS 2-3/8" O.D

U-POST HARDWARE



SNH-BRKT-12U-90F
SNH-BRKT-12U-90X
12" 90° FITS ALL U-POST
180° OPTIONS ALSO AVAILABLE



SNH-BRKT-91UF-0L90
SNH-BRKT-91UX-0L90
5-1/2"; 90° FITS ALL U-POST
180° OPTIONS ALSO AVAILABLE

CROSS CONNECTORS



SNH-SEP-990F
SNH-SEP-990X
5-1/2"; 90°



SNH-BRKT-12-90F
SNH-BRKT-12-90X
12" 90° CROSS BRACKET



SNH-BRKT-457F
SNH-BRKT-457X
3-3/4" MULTI ANGLE
45°, 135°, 180°
CAN NOT BE SET AT 90°

PEDESTRIAN SIGNS BASE AND SIGN

Ideal for protecting pedestrians and school children in crosswalks. Frame and base separate upon impact minimizing damage to sign face and base. Standard and custom legends available



VERTICAL PANEL (VP)-PEDESTRIAN SIGNS

MODEL NO.	DESC.
VP-6536-YIELD FB	(2) 12"X36" YIELD Panel, 1 frame and base
VP-6536-STOP-FB	(2) 12"X36" STOP Panel, 1 frame and base
VP-6536-FRAME	(1) 48" Frame only (replacement frame)



VP-PEDESTRIAN SIGN BASE

MODEL NO.	DESC.
VP-6536-BASE	32 lbs Composite Molded Rubber Base



VERTICAL PANEL UNITS



Both styles of Vertical Panels come with a large handle area for an easy grip, a hassle free warning light placement, and comes with 100% recycled rubber base. Engineer Grade (EG),

High Intensity (HI), or Diamond Grade (DG) sheeting available.




BC-3000 SERIES BARRICADES

- Features galvanized steel Break-A-Way™ frame.
- Extruded plastic rails.
- Type III
- All models include 2 uprights, 2 bases and 3 rails.

MODEL NO.	UPRIGHT	THICKNESS	WIDTH	RAIL LENGTH
BC-3105	5' UPRIGHT	1"	8"	48", 72", 96"
BC-3110	10' UPRIGHT	1"	8"	48", 72", 96"
BC-3205	5' UPRIGHT	2"	8"	48", 72", 96", 120", 144"
BC3210	10' UPRIGHT	2"	8"	48", 72", 96", 120", 144"

REFLECTIVE RAILS AVAILABLE IN EG, HI OR DG REFLECTIVE SHEETING



BG-2200 SERIES BARRICADES*

- Features galvanized steel legs and plastic panels.
- 45" tall x 24" wide x 2.75" thick.
- Available in Type I or Type II

MODEL NO.	WIDTH	TOP PANEL	BOTTOM PANEL
BG-2200	24"	8" OR 12"	8"



BP-2100 SERIES BARRICADES*

- All plastic construction including legs and panels.
- 45" tall x 24" wide x 2.5" thick.
- Foldable for easy storage.
- Available in Type I or Type II.

MODEL NO.	WIDTH.	TOP PANEL	BOTTOM PANEL
BP-2100	24"	8" OR 12"	8"
BP-2100-SBS	SBS-SAND BALLAST SYSTEM: BALLAST CONTAINERS (SET OF 2) FOR ALL BP-2100 SERIES.		



Single-Sided Rails
(left or right)

BR-3000 SERIES BARRICADES*

- Perfect for crowd or traffic control.
- Available in Type I or Type II.

MODEL NO.	QTY.	RAIL THICKNESS	RAIL WIDTH	RAIL LENGTH
BR-3100	ONE RAIL	1"	8"	48", 72", 96"
BR-3200	ONE RAIL	2"	8"	48", 72", 96", 120", 144"

BR-3042-A-LEG one 42" A-Leg only (Two A-Legs Required)

RIGHT STRIPING (R)



BLOCKS RIGHT LANE
GUIDES TRAFFIC LEFT


LEFT STRIPING (L)



BLOCKS LEFT LANE
GUIDES TRAFFIC RIGHT

- *Type I: Top panels are reflective/bottom panels are 6" non-reflective.
- *Type II: Top and bottom panels are reflective

EASTERN METAL SIGNS AND SAFETY BARRICADE LIGHTS ARE LIGHTWEIGHT WITH COMPACT CASES THAT MOUNT DIRECTLY TO MOST SIGNS, DRUMS, AND BARRICADES.



MANY OPTIONS AND FEATURES ARE AVAILABLE TO FIT YOUR NEEDS FOR BOTH DAY AND NIGHT.

*STANDARD LENS COLOR IS AMBER UNLESS SPECIFIED RED [R] OR BLUE [B].



300 SERIES: TYPE A (FLASHING) AND TYPE C (STEADY-BURN)

LED LIGHTS FOR NIGHT ONLY

MODEL NO.	LIGHT VOLTAGE
LED-303	3-Volt

Features

- Internal switch modes
- Off/flash or off/steady or off/flash steady, available photo cell, uses (2 or 4) d-cell batteries.
- Available in amber (A), red (R), blue (B), green (G) and clear (C) lens.



400 SERIES: TYPE A (FLASHING) AND TYPE C (STEADY-BURN)

INCANDESCENT AND LED LIGHTS FOR NIGHT

MODEL NO.	LIGHT VOLTAGE
LED-406	6-Volt and 12-Volt

Features

- Internal switch modes
- Off/flash or off/steady or off/flash steady, available photo cell, uses (1 or 2) 6-volt batteries.
- Available in amber (A), red (R), blue (B), green (G) and clear (C) lens.



800 SERIES: TYPE B (FLASHING HI-INTENSITY) LED LIGHTS FOR DAY OR NIGHT

MODEL NO.	LIGHT VOLTAGE
LED-803F	3-Volt
LED-806F	6-Volt

Features

- Internal switch modes
- Off/flash, reverse photo cell, uses (1 or 2) 6-volt batteries
- Available in amber (A) or red (R) lens.



900 SERIES: TYPE B (FLASHING HI-INTENSITY) LED BARRICADE LIGHTS FOR DAY OR NIGHT

MODEL NO.	LIGHT VOLTAGE
LED-906F	6-Volt
LED-906-DH (Detachable Head)	6-Volt
LED-912F	12-Volt
LED-912-DH (Detachable Head)	12-Volt

Features

- Internal switch modes
- Off/flash, reverse photo cell, uses (1 or 2) 6-volt batteries, minimum candela output of 35 by day and 18 by night with average of 65 flashes per minute.
- Available in amber (A) or red (R) lens with or without detachable head.

RoadMax TRAFFIC DRUM

Our durable orange barrels are designed to withstand the rigors of daily use and provide clear, visible guidance to drivers. Easy to set up and move, traffic drums are a safe and reliable solution for any construction or road maintenance project. Protect your workers and improve traffic flow with traffic drums today.



ORAFOL

DRUM-4-6-5935-MAX	ROADMAX Drum with 2) 6" Orange Orafol 5935-38 Bands	(2) 6" White Orafol 5935-10 bands
--------------------------	---	-----------------------------------

3M

DRUM-4-4EG-MAX	ROADMAX Drum with (2) 4" Orange 3M Engineering Grade Bands	(2) 4" White 3M Engineering Grade Bands
DRUM-4-4HI-MAX	ROADMAX Drum with (2) 4" Orange 3M High Intensity Grade Bands	(2) 4" White 3M High Intensity Grade Bands
DRUM-4-6DGR-MAX	ROADMAX Drum with (2) 6" Orange 3M Diamond Grade Bands	(2) 6" White 3M Diamond Grade Bands
DRUM-4-6HI-MAX	ROADMAX Drum with (2) 6" Orange 3M High Intensity Grade Bands	(2) 6" White 3M High Intensity Grade Bands
DRUM-NS-MAX	ROADMAX Drum with no sheeting	

AVERY

DRUM-4-4-6100-MAX	ROADMAX Drum with (2) 4" Orange Avery 6104 bands	(2) 4" White 6100 Avery Bands
DRUM-4-4-7100-MAX	ROADMAX Drum with (2) 4" Orange Avery 7114 bands	(2) 4" White 7100 Avery Bands
DRUM-4-6-6100-MAX	ROADMAX Drum with (2) 6" Orange Avery 6104 bands	(2) 6" White 6100 Avery Bands
DRUM-4-6-7100-MAX	ROADMAX Drum with (2) 6" Orange Avery 7114 bands	(2) 6" White 7100 Avery Bands

SPECIFICATIONS

Material: Impact-Resistant Polyethylene
 Color: UV-Stabilized Highway Orange
 Body Height: 36" (0.92 m)
 Overall Height: 41.38" (1.05 m)

Weight: 8.0 LB (3.5 kg)
 Minimum Diameter: 18" (46 cm)
 Base Option: 22.5lb Tire Ring
 Warning Light Hole 0.56"



TIRE WALL AVAILABLE AND SOLD SEPERATE.

FEATURES

- Rounded ergonomic handle for easy access with a comfortable grip
- Recessed reflective band tiers for long-lasting protection of sheeting
- Four anti-rotation claws will keep drums facing traffic
- Built-in sheeting edge protector guards against wear during stacking
- Five-tier design for better visibility in heavy traffic
- Double light mounts on handle for added convenience
- Domed top sheds debris and water
- Ribbed bottom lip for easy base attachment
- Two-piece top & base design allows dragging without separation
- Two-piece breakaway feature allows controlled separation on impact
- UV-stabilized bright orange polyethylene protects from sun damage



TC1 SERIES: SOLID FLUORESCENT ORANGE

MODEL NO.	HEIGHT	BODY STYLE	WEIGHT
TC1-28POS64	28"	SLIM-LINE / WITH COLLARS	7 LBS.
TC1-28PO64	28"	WIDE-BODY / WITH COLLARS	7 LBS.
TC1-28POH64	28"	WIDE-BODY / WITH COLLARS	10 LBS.
TC1-36PO64	36"	WIDE-BODY / WITH COLLARS	10 LBS.
TC1-36POH64	26"	WIDE-BODY / WITH COLLARS	12 LBS.

TC2 SERIES: ORANGE WITH BLACK BASE

MODEL NO.	HEIGHT	BODY STYLE	WEIGHT
TC2-28PO64	28"	WIDE-BODY / WITH COLLARS	7 LBS.
TC2-28POH64	28"	WIDE-BODY / WITH COLLARS	10 LBS.
TC2-36PO64	36"	WIDE-BODY / WITH COLLARS	10 LBS.
TC2-36POH64	36"	WIDE-BODY / WITH COLLARS	12 LBS.

WHEN ORDERING CONES WITHOUT REFLECTIVE COLLARS REMOVE "64" FROM MODEL NUMBER FOR NO COLLARS.



TCB SERIES CONE BARS

Field adjustable cone bars are durable, reusable, easy to use and fit over traffic cones using built-in plastic ring.

MODEL NO.	LENGTH	WEIGHT	CONSTRUCTION
TCB-6-YB	46"-80"	1 LB	8" ENGINEER GRADE YELLOW STRIPE ON BLACK PVC
TCB-10-YB	65"-120"	1.4 LB	8" ENGINEER GRADE YELLOW STRIPE ON BLACK PVC
TCB-6-OW	46"-80"	1 LB	8" ENGINEER GRADE WHITE & ORANGE STRIPES ON WHITE PVC
TCB-10-OW	65"-120"	1.4 LB	8" ENGINEER GRADE WHITE & ORANGE STRIPES ON WHITE PVC



CONE SIGNS

Add a sign easily to any cone for quick instructions for vehicle or foot traffic.

MODEL NO.	DESCRIPTION
TC-SIGN-LV-R	REFLECTIVE, SINGLE NOTCH
TC-SIGN-LV-NR	NON-REFLECTIVE, SINGLE NOTCH
TC-SIGN-NR-A100	NON-REFLECTIVE, DOUBLE NOTCH
TC-SIGN-EG-A100	REFLECTIVE, DOUBLE NOTCH



FULL PALLETS AVAILABLE

CONTACT CUSTOMER SERVICE FOR A QUOTE

RING TOP STACKING CONE 4800 SERIES

The Eastern Metal Stacking Cone is a versatile and durable traffic control device that can be used in a variety of settings. It is made of high-quality materials. Options for Hi-Intensity and Diamond Grade reflective bands that provides maximum visibility. The channelizer is also designed for easy storage and transport.


Features:

- High-quality
- Stackable
- Easy Storage
- Transports Easily

Applications:

- Traffic control
- Crowd control
- Construction zones
- Emergency situations

MASH ✓
TESTED AND APPROVED
WZ-347



- 42" height to top of ring-top provides maximum visibility.
- Reflective stripes are available in Engineer Grade (EG) or Hi-Intensity Prismatic (HI).
- Oversized closed handle "ring top" for easy gripping, lifting, and attaching various warning-tapes.
- Rubber Bases and Warning Lights available both sold separately.




MODEL NO.	DESCRIPTION
RT-7100-742702	TUBE-STRIPED (2) 3" EG WHITE BANDS
RT-7100-755052	TUBE-STRIPED (2) 3" HI WHITE BANDS
RT-7200-742728	CONE-STRIPED 6" TOP/4" BOTTOM EG WHITE BANDS
RT-7200-742078	CONE-STRIPED 6" TOP/4" BOTTOM HI WHITE BANDS
RT-7300-742715*	DRUM-STRIPED* (4) 6" EG ORANGE/WHITE BANDS
RT-7300-755104*	DRUM-STRIPED* (4) 6" HI ORANGE/WHITE BANDS
RT-7300-756079*	DRUM-STRIPED* (4) 6" DG ORANGE/WHITE BANDS
RT-7010-742507	10LB OCTAGON RUBBER BASE
RT-7015-742520	15LB OCTAGON RUBBER BASE
RT-7022-742533	22LB RECTANGLE BASE
RT-7032-742546	32LB RECTANGLE BASE

*4" Collars also available



**FLASHING LED STOP / SLOW
PADDLE WITH GRAVITY SWITCH
POWER SAVER
ENGINEERED RUGGEDNESS**



**EXCLUSIVELY MANUFACTURED
BY EASTERN METAL IN THE USA**

- Visual Alert™ out performs traditional paddles regardless of lighting or weather conditions.
- Visual-Alert™ flashing LED's provide earlier visibility than paddles without LED's.
- Available with multiple options of reflective sheeting on both sides.
- State & Local requirements determine appropriate paddle size & paddle reflectivity level.
- Available in both 18" and 24"
- 72" and 84" support staff available. Support staff helps limit operator fatigue.
- Operates in all weather conditions.
- All paddles have manual On/Off buttons. 18" paddles also turn on or off when raised or lowered.
- Will operate for over 20 hours continuously on 3 C-Cell batteries for the 18" and 4 C-Cell batteries for the 24"



**24" SIGN WEIGHT AT 4.6LBS
18" SIGN WEIGHT AT 2.6LBS
72" POLE 2.5LBS
*WITHOUT BATTERIES**

LED 18" STOP/SLOW PADDLE

MODEL NO.	HANDLE LENGTH	STAFF LENGTH
VA-WZ-1865	6.5"	NO STAFF
VA-WZ-1872	6.5"	72" STAFF
VA-WZ-1884	6.5"	84" STAFF

LED 24" STOP/SLOW PADDLE

MODEL NO.	HANDLE LENGTH	STAFF LENGTH
VA-WZ-2465	6.5"	NO STAFF
VA-WZ-2472	6.5"	72" STAFF
VA-WZ-2484	6.5"	84" STAFF

VISUAL-ALERT STAFF

VA-WZ-72-STAFF	72" SUPPORT STAFF FOR VA-WZ SERIES PADDLES
VA-WZ-84-STAFF	84" SUPPORT STAFF FOR VA-WZ SERIES PADDLES





FLAGGER-HELPER™ STOP/SLOW PADDLES



DETACHES WITH A SIMPLE BUTTON PRESS

Stop/Slow signs come in various reflective materials for optimal visibility, day or night.

Lightweight ABS and PVC staffs are available in different lengths to reduce operator fatigue and enhance user safety.



FLAGGER HELPER WORK ZONE PADDLES



WORK ZONE 18" FLAGGER-HELPER

MODEL NO.	HANDLE LENGTH	STAFF LENGTH
FLH-1812	12"	NO STAFF
FLH-1872	12"	72" STAFF
FLH-1884	12"	84" STAFF

WORK ZONE 24" FLAGGER-HELPER

MODEL NO.	HANDLE LENGTH	STAFF LENGTH
FLH-2412	12"	NO STAFF
FLH-2472	12"	72" STAFF
FLH-2484	12"	84" STAFF

Add sheeting codes below when ordering.

- HI (High Intensity Stop/Slow)
- HI/DGF (High Intensity Stop / Diamond Grade Fluorescent Slow)
- DG/DGF (Diamond Grade Stop / Diamond Grade Fluorescent Slow)

FLAGGER HELPER SCHOOL ZONE PADDLES



SCHOOL ZONE 18" FLAGGER-HELPER

MODEL NO.	HANDLE LENGTH	STAFF LENGTH
CG-1812	12"	NO STAFF
CG-1872	12"	72" STAFF
CG-1884	12"	84" STAFF

SCHOOL ZONE 24" FLAGGER-HELPER

MODEL NO.	HANDLE LENGTH	STAFF LENGTH
CG-2412	12"	NO STAFF
CG-2472	12"	72" STAFF
CG-2484	12"	84" STAFF

-HI (High Intensity) -DG (Diamond Grade)
Add sheeting codes below when ordering.

FLAGGER HELPER PADDLE ACCESSORIES

MODEL NO.	DESCRIPTION
FLH-60-STAFF	60" SUPPORT STAFF FOR FLH-SERIES PADDLES
FLH-72-STAFF	72" SUPPORT STAFF FOR FLH-SERIES PADDLES
FLH-18-SV-COVER	18" SIGN-VELOPE STORAGE COVER
FLH-24-SV-COVER	24" SIGN-VELOPE STORAGE COVER
FLH-94-STAFF	RETRACTABLE STAFF



SUPPORT STAFF



SIGN-VELOPE STORAGE COVER



RETRACTABLE STAFF



SEE PAGE 21 AND 22 FOR STOP/SLOW PADDLES.



FLAGGER FRIEND MINI-STAND

Flagger Friend Mini-Stand helps alleviate flagger fatigue by providing a mini stand that allows the stop/slow paddle handle to slide over the short upright mast to support the paddle throughout the day.

The stop/slow paddle easily rotates on the **Flagger Friend Mini-Stand**.

Works with any of our open-ended stop slow paddle handles. Call customer service for help in ordering.

The stop slow paddle should never be left unattended while in use.

FLAGGER FRIEND MINI-STAND

MODEL NO.	DESCRIPTION
FFMS-AL	1" SQUARE MAST

EXTENDABLE TENSION STAFF STOP / SLOW



- FIBERGLASS STAFF
- TENSION LENGTH ADJUSTMENT
- LIGHTWEIGHT
- REFLECTIVE SIGN MATERIAL

STOP / SLOW SIGN SIZE 18"

MODEL NO.	STAFF HEIGHT
FLH-1894R-DR	84"
FLH-1894R-EG	84"
FLH-1894R-HI	84"

STOP / SLOW SIGN SIZE 24"

MODEL NO.	STAFF HEIGHT
FLH-2494R-DR	84"
FLH-2494R-EG	84"
FLH-2494R-HI/DG	84"
FLH-2494R-HI	84"

-HI (High Intensity) -DG (Diamond Grade)
Add sheeting codes below when ordering.



ROLL-UP STOP SLOW



MODEL NO.	DESCRIPTION	LENGTH
SS-18-SR	SCROLL STYLE	18"
SS-24-SR	SCROLL STYLE	24"

Add sheeting codes below when ordering.

- HI (High Intensity)
- DG (Diamond Grade)

FIRE HYDRANT MARKER

Reflective striped 3/8" thick fiberglass rod is over 5' tall and helps keep Fire Hydrants visible at night and in snow.

MODEL NO.	DESCRIPTION
FHM-SM	SIDE MOUNT HYDRANT
FHM-TM	TOP MOUNT HYDRANT



COMMERCIAL VEHICLE GUIDES

Highly visible snow plow markers.

MODEL NO.	DESCRIPTION
SPT-28(2)	28" MARKERS (SET OF 2)
SPT-36(2)	36" MARKERS (SET OF 2)
SPT-48(2)	48" MARKERS (SET OF 2)



MARKER FLAGS

Vinyl marker flags offer durable, long-lasting performance, available with or without print in various colors. Choose from wire or plastic staffs, sold in bundles of 1000.



MODEL NO.	DESCRIPTION
MARKERFLAG 4X5	4" X 5" FLAG WITH WIRE OR PLASTIC STAFF
MARKERFLAG 5X6	5" X 6" FLAG WITH WIRE OR PLASTIC STAFF



18" WARNING FLAGS

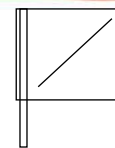
	VINYL	MESH	DESCRIPTION
TYPE 1	FROV-118/24	FROM-118/24	18" FLAG WITH WOODEN 24" STAFF
TYPE 1	FROV-118/30	FROM-118/30	18" FLAG WITH WOODEN 30" STAFF
TYPE 1	FROV-118/36	FROM-118/36	18" FLAG WITH WOODEN 36" STAFF
TYPE 2	FROV-218/24	FROM-218/24	18" FLAG WITH WOODEN 24" STAFF
TYPE 2	FROV-218/30	FROM-218/30	18" FLAG WITH WOODEN 30" STAFF
TYPE 2	FROV-201/36	FROM-218/36	18" FLAG WITH WOODEN 36" STAFF
TYPE 3	FROV-318	FROM-318	18" FLAG WITH METAL GROMMETS

24" WARNING FLAGS

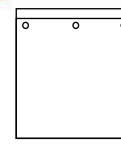
	VINYL	MESH	DESCRIPTION
TYPE 1	FROV-124/30	FROM-124/30	24" FLAG WITH WOODEN 30" STAFF
TYPE 1	FROV-124/36	FROM-124/36	24" FLAG WITH WOODEN 36" STAFF
TYPE 2	FROV-214/30	FROM-214/30	24" FLAG WITH WOODEN 30" STAFF
TYPE 2	FROV-214/36	FROM-214/36	24" FLAG WITH WOODEN 36" STAFF
TYPE 3	FROV-324	FROM-324	24" FLAG WITH METAL GROMMETS



Type 1



Type 2



Type 3



FLUORESCENT RED/ORANGE MESH



FLUORESCENT RED/ORANGE VINYL

SLOW MOVING VEHICLE EMBLEM

Slow Moving Vehicle Symbols provide 1/4-mile visibility day or night. Fluorescent Orange Center with a Reflective Red (EG) Border.

MODEL NO.	DESCRIPTION	
SMV-02-EG/AL	Aluminum Sign With Holes For Mounting	12oz.
SMV-24-PS/EG	Pressure Sensitive Decal For Direct Application	2 oz.



EMERGENCY TRIANGLE 3-PACK

Hi-Visibility Reflective Triangles provide instant road warning day or night.

MODEL NO.	DESCRIPTION
RF-950(3P)	Three (3) Reusable Reflective Triangle Flares in Storage Box





MODEL NO.
FLB-5700

UTILITY POLE TRANSPORT KIT FLB-5700

Easily attach this pole transport kit for the safe delivery of utility poles. Fits poles up to 30"

This transport kit includes:

- 30ft Break Cable.
- Nylon strap of heavy duty construction.
- Two mesh flags.
- One sign 18" x 22" made of .080 aluminum.
- Sheeted with high intensity reflective material.

DAY/NIGHT TRANSPORTERS FLAG-CLAMP KIT KIT NO. LC-2250-200SD

MODEL NO.	KIT INCLUDES
LC-250-HD (WOOD POLES) -or-	(1) Transporter's Light-Clamp™ mounts on wood pole with heavy-duty 42" zinc-plated steel chain and spring-tension load binder. -or-
LC-210 (METAL POLES)	(1) Transporter's Light-Clamp™ mounts on metal pole with heavy-duty 42" reinforced nylon strap and load-binder buckle.
FROM-124/36	(2) 24"x24" Fluorescent Red-Orange Mesh Warning Flag on a 36" Wooden Staff provide optimal daytime visibility
MM-200SD-PL	(1) Transporter Strobe Light™ with Amber Lens, Hex-head Bolt, and external switch.
6-VB	(1) 6-volt Heavy-duty Spring-Terminal Batteries



DAY/NIGHT TRANSPORTERS FLAG-CLAMP KIT KIT NO. LC-2250-RM-102

MODEL NO.	KIT INCLUDES
LC-250-HD (WOOD POLES) -OR-	(1) Transporter's Light-Clamp™ mounts on wood pole with heavy-duty 42" zinc-plated steel chain and spring-tension load binder. -or-
LC-210 (METAL POLES)	(1) Transporter's Light-Clamp™ mounts on metal pole with heavy-duty 42" reinforced nylon strap and load-binder buckle.
FROM-124/36	(2) 24"x24" Fluorescent Red-Orange Mesh Warning Flag on a 36" Wooden Staff provide optimal daytime visibility
RM-102-PL	(1) Transporter Strobe Light™ with Red/Amber Lens, Hex-head Bolt, and external switch.
6-VB	(1) 6-volt Heavy-duty Spring-Terminal Batteries



DAYTIME TRANSPORTERS FLAG-CLAMP KIT KIT NO. FC-2150-200SD

MODEL NO.	KIT INCLUDES
FC-150-HD (WOOD POLES) -OR-	(1) Transporter's Light-Clamp™ mounts on wood pole with heavy-duty 42" zinc-plated steel chain and spring-tension load binder. -or-
FC-110 (METAL POLES)	(1) Transporter's Light-Clamp™ mounts on metal pole with heavy-duty 42" reinforced nylon strap and load-binder buckle
FROM-124/36	(2) 24"x24" Fluorescent Red-Orange Mesh Warning Flag on a 36" Wooden Staff provide optimal daytime visibility
MM-200SD-PL	(1) Transporter Strobe Light™ with Amber Lens, Hex-head Bolt, and external switch
6-VB	(1) 6-volt Heavy-duty Spring-Terminal Batteries



UTILITY/WARNING MARKERS

Provides 360° visibility for superior line identification. Made with specially formulated UV protected high density polyethylene. Custom colors also available. High-Density, Polyethylene (HDPE) post color: White, Yellow, Orange, Blue and Red
Bullet color: White, Yellow, Orange, Blue, Red and Black



BARRICADE TAPE

Barricade Tapes are a fast, highly visible way to restrict entry to hazardous areas and work great for many marking purposes. Many legends are available and in stock. 3" x 1000' x 4ml.



MODEL NO.	DESCRIPTION
CT-3100	CAUTION
CTCA-3100	CAUTION-CONSTRUCTION AREA
PLDNC-3100	CAUTION-POLICE LINE-DO NOT CROSS
CTDNE-3100	CAUTION-DO NOT ENTER



PAVEMENT STENCILS



Over 300 standard ready-to-ship stencil designs, made of 100% polymer are easy to transport, lighter than wood or metal, and clean up easily. Stencils are all designed to meet D.O.T. specs nationwide.

LINE MARKERS



Line Markers are a fiberglass base composite developed to drive easily in all soil conditions. Available with or without warning message label. Available in cases of 20.



MODEL NO.	DESCRIPTION
LMRB-62	62" RIB-BACK MARKER
LMRB-66	66" RIB-BACK MARKER
LMRB-72	72" RIB-BACK MARKER

BOLLARD COVERS

Bollard covers are a great way to improve your facility's appearance while reducing maintenance costs. The covers easily slide over the top of your current posts and are secured in place with patented grip tabs. A variety of colors and sizes available.

MODEL	SIZE	COLOR
BC452	4"x52"	Blue, Bright Green, Yellow
BC752	7"x52"	Red, Yellow
BC760	7"x60"	Yellow
BC772	7"x72"	Yellow
BC872	8"x72"	Yellow



TEMPORARY OVERLAY PAVEMENT MARKERS (TOMS)

TOM's are a convenient product to provide short-term pavement markings. Simple to place, easy to remove and provide effective delineation of lanes in pavement projects until permanent markings can be applied. Check specific State regulations for application requirements. *500/Box



MODEL NO.	COLOR	REFLECTIVE SIDE
TOM-Y-1S	YELLOW	1-SIDE
TOM-Y-2S	YELLOW	2-SIDE
TOM-W-1S	WHITE	1-SIDE
TOM-W-2S	WHITE	2-SIDE



E-FLARES

Intensely bright, infinitely versatile, portable and simple to use. Hazmat accreditation: Certified to operate safely in class 1, division 2 / zone 2 hazardous areas.

FLARES

MODEL NO.	DESCRIPTION
AT280A	AMBER LED
AT290R OR AT290A	RED OR AMBER LED

* Other colors available please contact us for more information



ACCESSORIES

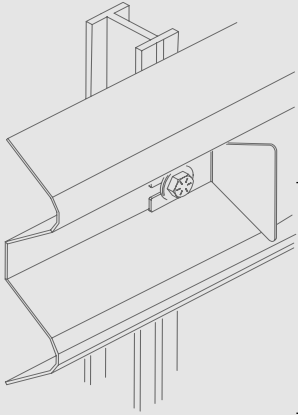

MODEL NO.	DESCRIPTION
EF-CLIP	CLIP
EF-MAGCLIP	MAGNETIC CLIP
EF-BASE	BASE
EF-MAGBASE	MAGNETIC BASE
EF-BAG4	CANVAS BAG



DELINEATORS

ROAD WAY REFLECTORS

Eastern Metal manufactures delineators in many shapes, sizes and reflective materials to meet various state and local requirements.




**LOW COST,
HIGH-IMPACT
GUARD RAIL, BARRIER
MOUNT, AND POST
DELINEATORS
IN MANY SHAPES AND
SIZES
REFLECTIVE MATERIALS
TO MEET EVERY
REQUIREMENT.**



Delineator Discs:
Code: D-611-HIP/PC(sf) -
Single-sided reflector
Overall size: 3-1/4" diameter
1/4" center hole
Reflective display: 3-1/4" diameter



Post-Mount
Code: D-621-HIP/PC(sf) -
Single-sided reflector
Item Code: D-622-HIP/PC(df) -
Double-sided reflector
Face: 3-1/4" w x 9-1/2"
h (w/ 3/4" x 1-3/4" slot)
Reflective display: 3" w x 4-1/4" h




Barrier-Mount :-
Code: D-631-HIP/PC(sf) -
Single-sided reflector
Item Code: D-632-HIP/PC(df) -
Double-sided reflector
Face: 3-1/8" w x 4-1/8" h
Base: 3-1/8" x 2-1/8"
(with two 1/4" holes)
Reflective display: 3" w x 3" h



Barrier-Mount
Code: D-641-DGW/PC(sf)
Single-sided reflector
Code: D-641-HIP/PC(sf)
Single-sided reflector
Item Code: D-642-HIP/PC(df)
Double-sided reflector
Face: 4-3/4" w x 8-1/2" h
Base: 4-3/4" x 2-3/4"
(with two 1/4" holes)
Reflective display: 4-1/2" w x 7-7/8" h



3"x 3" Aluminum:
Code: D-3x3x063-/AL
(specify reflective sheeting)
Single-sided reflector
Face: 3" w x 3" h
(with 1/4" center hole)
Reflective display: 3" w x 3" h




Barrier-Mount
Code: D-661-(multiple specs avail.)
Single-sided reflector
Code: D-662-(multiple specs avail.)
Double-sided reflector
Face: 4-1/2" w x 3-1/2" h - Base: 4-1/2" x 2"
(with five 1/4" holes)
Reflective display: 4-1/4" w x 3" h



Barrier-Mount
Code: D-671-(multiple specs avail.)
Single-sided reflector
Code: D-672-(multiple specs avail.)
Double-sided reflector
Face: 3-1/4" w x 6-7/8" h
Base: 3-1/4" x 2-7/8" (w/ 3/4" x 1-3/4" slot)
Reflective display: 3" w x 4-1/4" h



Barrier-Mount
Code: D-681- (multiple specs avail.)
Single-sided reflector
Code: D-682-(multiple specs avail.)
Double-sided reflector
Face: 4-3/4" w x 9-1/2" h -
Base: 4-3/4" x 2-3/4"
(with two 1/4" holes)
Reflective display: 4-1/2" w x 7-7/8" h



Guard-Rail Mount
Code: D-651-(multiple specs avail.)
Single-sided reflector
Code: D-652-(multiple specs avail.) -
Double-sided reflector
Face: 5-1/4" w x 3-1/4" h -
Face Base: 1-3/4" x 3-1/8"
(with 3/4" x 1-3/4" slot)
Reflective display: Trapezoidal reflective
(10 square inches min reflective per side)



3"x 9" Aluminum Code: D-3x9x063-EG/AL
Single-sided reflector
Face: 3" w x 9" h (with two 1/4" holes)
Reflective display: 3" w x 9" h

MANHOLE GUARDS

Manhole guards create a temporary barrier to prevent access to open manholes and keep traffic and pedestrians away from underground facilities.

The material lift features a two-ratchet system, 300 lbs. capacity and automatic brake for load control.

NON LIFT-COMPATIBLE

MODEL NO.	DESCRIPTION	WEIGHT
MGA-3842K	ALUMINUM GUARD	23 LBS.

LIFT-COMPATIBLE

MODEL NO.	DESCRIPTION	WEIGHT
MGA-4242K-LIFT	ALUMINUM GUARD	23 LBS.
MG-LIFT	MATERIAL LIFT	33 LBS.



HI-VIS CONTRAST TAPE BOMBER

MODEL US368

- 2" silver reflective tape with high visibility orange contrast trim
- Pack-away adjustable hood
- Elastic waistband and adjustable cuffs
- Quilted lining
- Two mic tabs
- Contrast panel for protection against dirt
- Waterproof with sealed seams
- Pockets: 1 left chest radio, 2 lower front, 1 inner tablet



HI-VIS TWO-TONE SOFTSHELL JACKET

MODEL US429

- Center front zipper with storm flap to protect against the elements
- 2" silver reflective tape
- High performing breathable, wind and water resistant fabric
- Pockets: 1 chest, 2 side, 1 cell phone
- Contrast panels for protection against dirt
- Hook and loop adjustable cuffs



HI-VIS CLASSIC CONTRAST RAIN

MODEL UH443

- 2" silver reflective tape pack-away adjustable hood
- Elastic storm cuff
- Contrast panel for protection against dirt
- Pockets: 2 large front
- Zipper closure with inner stormflap
- Vented back yoke and eyelets
- Lightweight, waterproof fabric with sealed seams



NON ANSI POCKET SHORT SLEEVE T-SHIRT

MODEL S578

- Complete day visibility
- 100% polyester moisture wicking fabric
- Pocket: 1 left chest
- 50+ upf rated fabric to block 98% of UV rays
- Taped neck seam for extra comfort
- Crew neck
- Generous fit
- Waterproof with sealed seams



HI-VIS CLASSIC CONTRAST RAIN PANTS

MODEL H444

- 2" silver reflective tape
- Elastic waist
- Twin stitched seams
- Adjustable snap hems for a secure fit
- Contrast panel for protection against dirt
- Lightweight, waterproof fabric with sealed seams

The H-444 Are Ansi Class E Classic Rain Pants. These Pvc Coated Pants Are Made With 100% Polyester 190t Plain Weave Fabric And Feature Sealed Seams. This Hi-vis Work Wear Meets Ansi Class E Standards With 2" Silver Reflective Tape That Aligns The Pants.



HI-VIS CONTRAST TWO-TONE T-SHIRT

MODEL S378

- 2" silver reflective tape
- 100% polyester moisture wicking fabric
- 50+ upf rated fabric to block 98% of uv rays
- Taped neck seam for extra comfort
- Crew neck
- Generous fit





X-PRESS PROGRAM

36" NON-REFLECTIVE W/4 LEXAN POCKETS: MAX. QTY. 5

ROLL-UP SIGN TYPE	MODEL NO.
BE PREPARED TO STOP	X/36-NRFV0-4LEX-BPTS
FLAGGER SYMBOL	X/36-NRFV0-4LEX-FS
ROAD CLOSED AHEAD	X/36-NRFV0-4LEX-RCA
SHOULDER WORK AHEAD	X/36-NRFV0-4LEX-SWA
UTILITY WORK AHEAD	X/36-NRFV0-4LEX-UWA
WORKER SYMBOL	X/36-NRFV0-4LEX-WS
ONE LANE ROAD (AHEAD)	X/36-NRFV0-4LEX-OP1-OLRA
ROAD WORK (AHEAD)	X/36-NRFV0-4LEX-OP1-RWA
(RIGHT) LANE CLOSED (AHEAD)	X/36-NRFV0-4LEX-OP2-RLCA

48" NON-REFLECTIVE W/4 LEXAN POCKETS: MAX. QTY. 5

BE PREPARED TO STOP	X/48-NRFV0-4LEX-BPTS
FLAGGER SYMBOL	X/48-NRFV0-4LEX-FS
ROAD CLOSED AHEAD	X/48-NRFV0-4LEX-RCA
SHOULDER WORK AHEAD	X/48-NRFV0-4LEX-SWA
UTILITY WORK AHEAD	X/48-NRFV0-4LEX-UWA
WORKER SYMBOL	X/48-NRFV0-4LEX-WS
ONE LANE ROAD (AHEAD)	X/48-NRFV0-4LEX-OP1-OLRA
ROAD WORK	X/48-NRFV0-4LEX-RWA
(RIGHT) LANE CLOSED	X/48-NRFV0-4LEX-RLCA
END ROAD WORK	X/4824-NRFV0-4LEX-ERW

48" MARATHON W/4 LEXAN POCKETS: MAX. QTY. 5

BE PREPARED TO STOP	X/48-MARO-4LEX-BPTS
FLAGGER SYMBOL	X/48-MARO-4LEX-FS
ROAD CLOSED AHEAD	X/48-MARO-4LEX-RCA
SHOULDER WORK AHEAD	X/48-MARO-4LEX-SWA
UTILITY WORK AHEAD	X/48-MARO-4LEX-UWA
WORKER SYMBOL	X/48-MARO-4LEX-WS
ONE LANE ROAD	X/48-MARO-4LEX-OLRA
ROAD WORK	X/48-MARO-4LEX-RWA
(RIGHT) LANE CLOSED	X/48-MARO-4LEX-RLCA
END ROAD WORK	X/4824-MARO-4LEX-ERW
DUAL LANE REDUCTION (W/BAR OVERLAY)	X/48-MARO-4LEX-OL1DL

OVERLAYS

21" X 8" LEFT OVERLAY	X-OL/48-MARO-218-LEFT
28" X 9" 500FT OVERLAY	X-OL/48-MARO-289-500FT
28" X 9" 1000FT OVERLAY	X-OL/48-MARO-289-1000FT
28" X 9" 1500FT OVERLAY	X-OL/48-MARO-289-1500FT

- Items will ship within 72 business hours after order is placed.
- Only products and legends listed are eligible.
- An x-press charge will be added on to original product pricing.
- Each item has a maximum quantity that can be ordered.
- Tax and freight are additional.

36" SUPER BRIGHT W/4 LEXAN POCKETS: MAX. QTY. 5

ROLL-UP SIGN TYPE	MODEL NO.
BE PREPARED TO STOP	X/36-SB0-4LEX-BPTS
FLAGGER SYMBOL	X/36-SB0-4LEX-FS
ROAD CLOSED AHEAD	X/36-SB0-4LEX-RCA
SHOULDER WORK AHEAD	X/36-SB0-4LEX-SWA
UTILITY WORK AHEAD	X/36-SB0-4LEX-UWA
WORKER SYMBOL	X/36-SB0-4LEX-WS
ONE LANE ROAD	X/36-SB0-4LEX-OLRA
ROAD WORK	X/36-SB0-4LEX-RWA
(RIGHT) LANE CLOSED (AHEAD)	X/36-SB0-4LEX-OP2-RLCA
DUAL LANE REDUCTION (W/BAR OVERLAY)	X/36-SB0-4LEX-OL1DL

OVERLAYS

16" X 7" LEFT OVERLAY	X/OL/36-SB0-167-LEFT
19" X 7" 500FT OVERLAY	X/OL/36-SB0-197-500FT
19" X 7" 1000FT OVERLAY	X/OL/36-SB0-197-1000FT
19" X 7" 1500FT OVERLAY	X/OL/36-SB0-197-1500FT

48" SUPER BRIGHT W/4 LEXAN POCKETS: MAX. QTY. 5

BE PREPARED TO STOP	X/48-SB0-4LEX-BPTS
FLAGGER SYMBOL	X/48-SB0-4LEX-FS
ROAD CLOSED AHEAD	X/48-SB0-4LEX-RCA
SHOULDER WORK AHEAD	X/48-SB0-4LEX-SWA
UTILITY WORK AHEAD	X/48-SB0-4LEX-UWA
WORKER SYMBOL	X/48-SB0-4LEX-WS
DUAL LANE REDUCTION (W/BAR OVERLAY)	X/48-SB0-4LEX-OL1DL
ONE LANE ROAD (AHEAD)	X/48-SB0-4LEX-OP1-OLRA
ROAD WORK (AHEAD)	X/48-SB0-4LEX-OP1-RWA
(RIGHT) LANE CLOSED (AHEAD)	X/48-SB0-4LEX-OP2-RLCA
END ROAD WORK	X/4824-SB0-4LEX-ERW

OVERLAYS

21" X 8" LEFT OVERLAY	X-OL/48-SB0-218-LEFT
28" X 9" 500FT OVERLAY	X-OL/48-SB0-289-500FT
28" X 9" 1000FT OVERLAY	X-OL/48-SB0-289-1000FT
28" X 9" 1500FT OVERLAY	X-OL/48-SB0-289-1500FT

*EXPRESS ITEMS INCUR AN ADDITIONAL CHARGE
IF YOU HAVE ANY QUESTIONS PLEASE CALL CUSTOMER SERVICE:

1-800-872-7446

RIGID SIGN: MAX. QTY. 50

RIGID-SIGN TYPE	MODEL NO.
YIELD SYMBOL, 30X30, .080 ALUMINUM, HIGH INTENSITY WHITE	AL-30TRI-HI-R1-2
DO NOT ENTER, 30X30, .080 ALUMINUM, HIGH INTENSITY WHITE	AL-30-HIW-R5-1
HANDICAP RESERVED PARKING 12X18, .080 ALUMINUM, HIGH INTENSITY GRADE WHITE	HNDCPX080-HIW-R7-8
HANDICAP RESERVED PARKING 12X18, .063 ALUMINUM, ENGINEER GRADE WHITE	HNDCPX063-EGW-R7-8
HANDICAP RESERVED PARKING 12X18, .063 ALUMINUM, ENGINEER GRADE WHITE	HNDCPX063-EGW-R7-8
NO PARKING NO ARROW, 12X18, .080 ALUMINUM, HIGH INTENSITY GRADE WHITE	AL1218080-HIW-R7-8
NO PARKING ANYTIME NO ARROW, 12X18, .080 ALUMINUM, HIGH INTENSITY WHITE	AL-12188080-HIW-R7-1-NPA-NA
VAN ACCESSIBLE, 12X6, .063 ALUMINUM, HIGH INTENSITY WHITE	AL-126063-IV-HIW-R7-8P
VAN ACCESSIBLE, 12X6, .080 ALUMINUM, HIGH INTENSITY WHITE	AL-126080-IV-HIW-R7-8P
SIDEWALK CLOSED, 24X12, .080 ALUMINUM, HIGH INTENSITY WHITE	AL-2412080-HIW-R9-9
SIDEWALK CLOSED CROSS HERE LEFT ARROW, 24X12, .080 ALUMINUM, HIGH INTENSITY WHITE	AL-2412080-HIW-R9-9

RIGID-SIGN TYPE	MODEL NO.
SIDEWALK CLOSED CROSS HERE RIGHT ARROW, 24X12, .080 ALUMINUM, HIGH INTENSITY WHITE	AL-2412080-HIW-R-R9-11A
DETOUR WITH LEFT ARROW 30X24, .080 ALUMINUM, HIGH INTENSITY ORANGE	AL-3024080-HIO-M4-9L
DETOUR WITH RIGHT ARROW 30X24, .080 ALUMINUM, HIGH INTENSITY ORANGE	AL-3024080-HIO-M4-9R
DETOUR WITH VERTICAL ARROW 30X24, .080 ALUMINUM, HIGH INTENSITY ORANGE	AL-3024080-HIO-M4-9V
END DETOUR, 30X24, .080 ALUMINUM, HIGH INTENSITY ORANGE	AL-3024080-HIO-M4-8A
18" STOP, .080 ALUMINUM, HIGH INTENSITY*	180CTX080-HI/AL-R1-1
24" STOP, .080 ALUMINUM, HIGH INTENSITY	240CTX080-HI/AL-R1-1
30" STOP, .080 ALUMINUM, HIGH INTENSITY	300CTX080-HI/AL-R1-1
36" STOP, .080 ALUMINUM, HIGH INTENSITY	360CTX080-HI/AL-R1-1
48" STOP, .080 ALUMINUM, HIGH INTENSITY	480CTX080-HI/AL-R1-1

* DOES NOT MEET MUTCD REQUIREMENTS

SIGN STANDS: MAX. QTY. 100

SIGN STAND TYPE	MODEL NO.
COMPACT	APEX
COMPACT	APEX FLEX
COMPACT	APEX RECOIL - ST
COMPACT	APEX-AL
COMPACT	APEX RECOIL
COMPACT	APEX FLEX-AL
MID-SIZE	APEX DUAL RECOIL-RU
MID-SIZE	APEX DUAL RECOIL-RG
MID-SIZE	APEX DUAL RECOIL-RU-RG
FULL-SIZE	APEX DUAL RECOIL-MAX
FULL-SIZE	APEX DUAL RECOIL-MAX-RU
FULL-SIZE	APEX DUAL RECOIL-MAX-RU/RG
FULL-SIZE	APEX-SUMMIT-RU
ECONO	PGS
TRI-ECO	E-55
TRI-ECO	APEX TRIPOD E-352
TRI-RU	APEX TRIPOD E-353

STOP/SLOW FLAGGER HELPERS: MAX. QTY. 50

STOP/SLOW SIGN TYPE	MODEL NO.
18" STOP/SLOW ENGINEER GRADE STOP/ENGINEER GRADE SLOW	FLH1872-EG
18" STOP/SLOW HIGH INTENSITY STOP/HIGH INTENSITY SLOW	FLH1872-HI
18" STOP/SLOW HIGH INTENSITY STOP/DIAMOND GRADE SLOW	FLH1872-HI/DG
18" STOP/SLOW DIAMOND GRADE STOP/DIAMOND GRADE SLOW	FLH1872-DG
24" STOP/SLOW ENGINEER GRADE STOP/ENGINEER GRADE SLOW	FLH2472-EG
24" STOP/SLOW HIGH INTENSITY STOP/HIGH INTENSITY SLOW	FLH2472-HI
24" STOP/SLOW HIGH INTENSITY STOP/DIAMOND GRADE SLOW	FLH2472-HI/DG
24" STOP/SLOW DIAMOND GRADE STOP/ DIAMOND GRADE SLOW	FLH2472-DG

INCLUDES 12" HANDLE WITH A 60" STAFF. (72" STAFF ALSO AVAILABLE)

*EXPRESS ITEMS INCUR AN ADDITIONAL CHARGE
IF YOU HAVE ANY QUESTIONS PLEASE CALL CUSTOMER SERVICE:



*EXPRESS ITEMS INCUR AN ADDITIONAL CHARGE
IF YOU HAVE ANY QUESTIONS PLEASE CALL CUSTOMER SERVICE:

1-800-872-7446



Eastern Metal
SIGNS & SAFETY



MAIN OFFICE- CUSTOMER SERVICE
607-734-2295



FAX
607-734-8783



INQUIRIES
CUSTOMERSERVICE@USA-SIGN.COM



CORPORATE OFFICE
1430 SULLIVAN STREET ELMIRA, NY 14901



HOURS 8AM-4:30PM -
MONDAY-FRIDAY EST.



WWW.SIGNSSAFETY.COM



SIGNS AND SAFETY
EQUIPMENT, INC.



MAIN OFFICE- CUSTOMER SERVICE
607-562-8463



FAX
607-562-8183



INQUIRIES
SIGNSAFE@SIGNSSAFETY.COM



CORPORATE OFFICE
1400 SULLIVAN STREET ELMIRA, NY 14901



HOURS 8AM-4:30PM
MONDAY-FRIDAY EST.



WWW.SIGNSSAFETY.COM

Follow us



MANUFACTURING
IN THE USA SINCE 1947



Catalog Version
8.0.2024
All Rights Reserved